

Q1 2024

▲ **LUCCA LIGHT**
EU Stock Catalog

Wechat



LUCCA LIGHT Co.,Ltd

Web: <https://www.luccalight.com>

Email: info@luccalight.com

Add: Floor 3-7, Building 6, Kangsheng Industrial Park,
No. 17 Kanglong 3rd Road, Henglan Town, Zhongshan City

LED Street Light



LU-STNA
130lm/W
Page 1-2



LU-STNB
130lm/W
Page 3-4



LU-CS
130lm/W
Page 5-6





LU-ST
150lm/W
Page 7-8



LU-STWE
130lm/W
Page 9-10



LU-STH
150lm/W
Page 11-12




LED HighBay



LUZC-UFO
High Lumen 180lm/W
Page 13-14



LUZC-UFO
0-10V Dimming
Page 14





LUZC-UFO
DALI-2 Dimming
Page 14

LED Wall Pack



LU-WLR
130lm/W
Page 15




LED Flood Light



LU-FLE
120lm/W
Page 16



LU-LT
140lm/W
Page 17-18



LED IP66 Tri-proof Light



LU-TPB(pro)
150lm/W
Page 19-20



LU-TPB
130lm/W
Page 21



LU-TPC(pro)
130lm/W
Page 22



LU-TPW
120mm 160lm/W
upto 20,000lm
Page 23-24

LED Track Light



LU-TRX
Wattage Switchable
Page 25




LU-TRX
Wattage Switchable
Page 25




LUJB-TR252-35W
UGR<19
Page 26



LUJB-TR160-30W
UGR<19
Page 27



LU-FT1062W
CCT&Brightness Dimming
Beam Angel Dimming
Page 28



LU-FT1062B
CCT&Brightness Dimming
Beam Angel Dimming
Page 28



LU-TR301
UGR<19
Page 29-30



LU-TR301
UGR<19
Page 30

LED Linear Light



LU-L3570A-UU
Up-Down Lighting
Page 33-34



LU-L3570B-DUR
100°&34°
Page 36



LU-L3570C-DUR
UGR<13 34°
Page 38




LU-L5065
Page 39



LU-L5270
Page 40



LU-L5270
CCT Switchable
Page 42




LU-L5270
Wire-Through Connect
Page 44

LED Linear System



LU-6870D (Linear System)
Page 46



LED Backlit Panel Light




BKLU-6060
CCT&Watt Switchable
Page 48




BKLU-6060
High E 160lm/W
Page 49



BKLU-6060(IP65)
IP65 waterproof
Page 49



BKLU-30120
120lm/W
Page 50



BKLU-60120
120lm/W
Page 52

Accessory ● LED Driver

Constant Current



Multi-Funton Driver
DALI / 0-10V / PUSH
/PWM dimming
Page 54



DALI Driver
DALI /PUSH diming
DIP Switchable
Page 55



0-10V Driver
Switchable
Build-in& Indep.
Page 56




0-10V Driver
Switchable
Page 57



LED Driver
Switchable Watt
Switchable Current
Page 58



Philips Driver
Page 58





Constant Voltage



IP20 0-10V Driver
Ultra-Slim Size
Page 59



IP20 Driver
Ultra-Slim Size
Page 60



IP67 DALI-2 Driver
IP67 waterproof
Page 61



IP67 0-10V Driver
IP67 waterproof
Page 63





IP67 LED Driver
Waterproof
Page 64



Emergency Driver
Switchable, LiFePO4
Self-test function
Page 65



Emergency Driver
LiFePO4 battery
Self-test function
Page 65



Emergency pack



Accessory • LED Dimmer



0-10V Dimmer
Page 67



TRIAC Dimmer
Page 68



Accessory • Track



Surface Mount Track
4 wires 3 circuit
Page 69-72




Recessed Track
4 wires 3 circuit
Page 73-74



Suspension Accessories
Page 75


Accessory



For Panel Light
Page 77-79



For Triproof Light
Page 80



For UFO
Page 81-82



Other Accessory
Page 83



Technologies we offer



0/1-10V



TRIAC



DIP OFF ON
I-SET



CE Rohs CB ENEC certification available



All series product Flicker free



Protection: Over Voltage/ Short Circuit/Over Temp.



CLO Constant Lumen Output system



Surge Protection 1KV/2KV/4KV



Indoor IP20 / Outdoor IP67



NFC / DIP Switchable



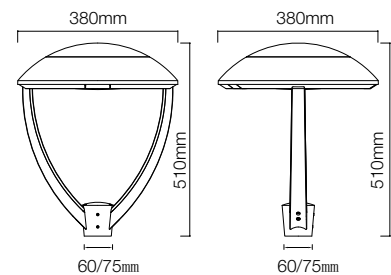
Dali2/D4i/0-10V/1-10V/PWM/TRIAC Dimming



Wireless Dimming Via Bluetooth / Zigbee / Wifi



5 / 7 Years warranty



LED STNA Garden light

130lm/W
High Lumen Efficiency

Input Voltage	Rated Power	Chips	Driver	CCT	CRI	Beam Angle
AC110-277V	30W/40W	LUMILEDS	CE SELV Driver	4000K/3000K	80	60x145° (other for customize)
Efficiency	Housing Material	Finished	Box Qty	Box Size	G.Weight	
130lm/W	Aluminum	Grey	1 Pcs	460*460*240mm	14kg	

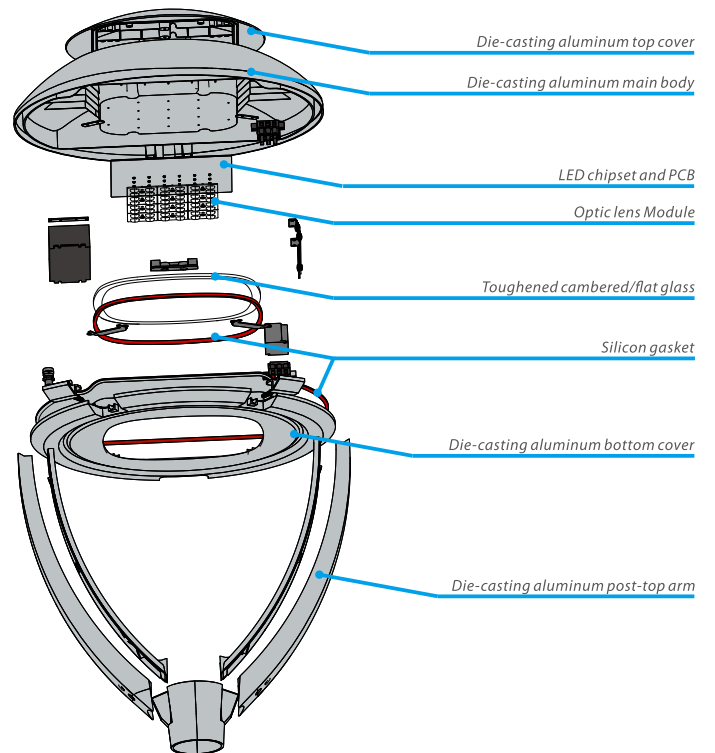
- Modern design, various choices
- Saves 80% on electricity cost
- Low maintenance; longer lifespan
- Weatherproof body – IP66/67
- Optically optimized glass lenses
- Uniformity in light distribution – maximizes efficiency
- Fully operational in extreme weather
- Surge protection, 6KV
- Pole Size Ø 60mm
- SMD LED Type the lifetime L70B10>100,000 hours
- Die casting aluminum with good heat-dissipation
- CRI:>80, IP66 protection class
- High Quality CE Driver ,LUMILEDS Chips
- AC Input: 110V-277V,50/60Hz
- No Flickering

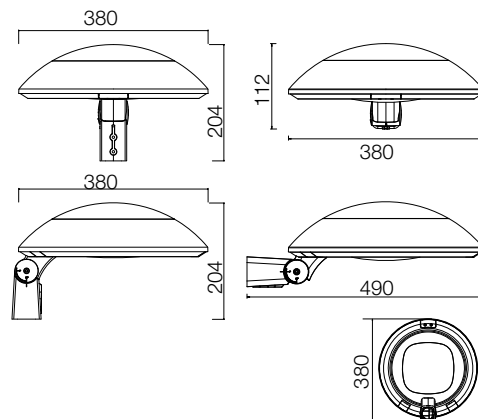
EAN.	Model No.	Power	CCT	Lumen Output
69012266	LU-STNA-30W	30W	4000K	3900lm
69012273	LU-STNA-50W	50W	4000K	6500lm
00110013	LU-STNA-30W	30W	3000K	3900lm
00110020	LU-STNA-50W	50W	3000K	6500lm

*If you have enquiry of any Special Model out of the list, Please contact us.



5 YEARS
Warranty





LED STNB Street light

130lm/W
High Lumen Efficiency

Input Voltage	Rated Power	Chips	Driver	CCT	CRI	Beam Angle
AC110-277V	30W/40W	LUMILEDS	CE SELV Driver	4000K/3000K	80	60x145°(other for customize)
Efficiency	Housing Material	Finished	Box Qty	Box Size	G.Weight	
130lm/W	Aluminum	Grey	1 Pcs	460*460*190mm	19kg	

- ▶ Modern design, various choices
- ▶ Saves 80% on electricity cost
- ▶ Low maintenance; longer lifespan
- ▶ Weatherproof body – IP66/67
- ▶ Optically optimized glass lenses
- ▶ Uniformity in light distribution – maximizes efficiency
- ▶ Fully operational in extreme weather
- ▶ Surge protection, 6KV
- ▶ Pole Size Ø 60mm
- ▶ SMD LED Type the lifetime L70B10>100,000 hours
- ▶ Die casting aluminum with good heat-dissipation
- ▶ CRI:>80, IP66 protection class
- ▶ High Quality CE Driver ,LUMILEDS Chips
- ▶ AC Input: 110V-277V,50/60Hz
- ▶ No Flickering

EAN.	Model No.	Power	CCT	Lumen Output
69012280	LU-STNB-30W	30W	4000K	3900lm
69012297	LU-STNB-50W	50W	4000K	6500lm
00110037	LU-STNB-30W	30W	3000K	3900lm
00110044	LU-STNB-50W	50W	3000K	6500lm

*If you have enquiry of any Special Model out of the list, Please contact us.



5 YEARS
Warranty



Whole AL Body

Lower temperature
Longer lifespan

IP67 Waterproof LED Driver

Waterproof Silicon Rubber

Die-casting Aluminum Housing

Aluminum PCB

Samsung Chip
With high efficiency


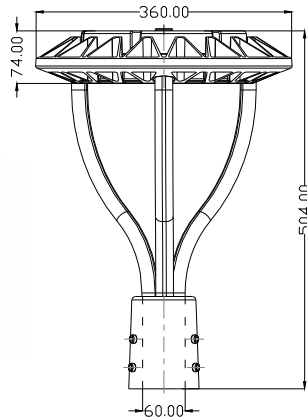
Toughened Glass Cover

- ★Modern design, various choices
- ★Saves 80% on electricity cost
- ★Low maintenance; longer lifespan
- ★Weatherproof body – IP65/67
- ★Optically optimized glass lenses
- ★Uniformity in light distribution
 - maximizes efficiency
- ★Fully operational in extreme weather
- ★Surge protection, 4KV/5KV
- ★Pole Size Ø 60mm

5 YEARS
Warranty

Mounting Arm

Support Frame



LED CS Street light

130lm/W
High Lumen Efficiency

Input Voltage	Rated Power	Chips	Driver	CCT	CRI	Beam Angle
AC110-277V	30W/40W	Samsung	CE Driver	4000K/3000K	80	120°(other for customize)
Efficiency	Housing Material	Finished	Box Qty	Box Size	G.Weight	
130lm/W	Aluminum	Black	1 Pcs	480*400*190mm	8kg	

- Modern design, various choices
- Saves 80% on electricity cost
- Low maintenance; longer lifespan
- Weatherproof body – IP66/67
- Optically optimized glass lenses
- Uniformity in light distribution – maximizes efficiency
- Fully operational in extreme weather
- Surge protection, 6KV
- Pole Size Ø 60mm
- SMD LED Type the lifetime L70B10>100,000 hours
- Die casting aluminum with good heat-dissipation
- CRI:>80, IP66 protection class
- High Quality CE Driver ,Samsung Chips
- AC Input: 110V-277V,50/60Hz
- No Flickering

EAN.	Model No.	Power	CCT	Lumen Output
69011757	LU-CS-50W	50W	4000K	6500lm
69012303	LU-CS-50W	50W	4000K	6500lm

*If you have enquiry of any Special Model out of the list, Please contact us.



5 YEARS
Warranty

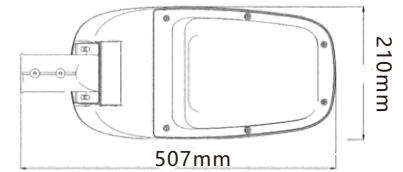


LU-ST-30-30W

LU-ST-30-30W

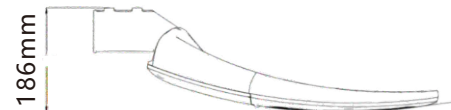
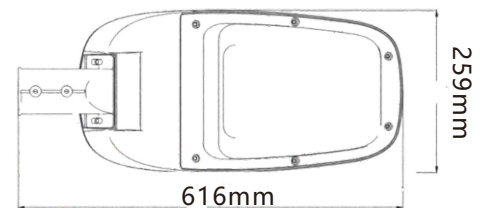
LU-ST-30-50W

LU-ST-30-50W



LU-ST-30-80W

LU-ST-30-80W



LED STNB Street light

150lm/W
High Lumen Efficiency

Input Voltage	Rated Power	Chips	Driver	CCT	CRI	Beam Angle
AC110-277V	30W/50W/80W	Samsung	Meanwell	4000K/3000K	70	70°150°(other for customize)
Efficiency	Housing Material	Finished	Box Qty	Box Size	G.Weight	
150lm/W	Aluminum	Grey	30W/50W: 2 pcs 80W: 1pcs	550*240*260mm 680*300*150mm	8kg 5.3kg	

- ▶ Modern design, various choices
- ▶ Saves 80% on electricity cost
- ▶ Low maintenance; longer lifespan
- ▶ Weatherproof body – IP66/67
- ▶ Optically optimized glass lenses
- ▶ Uniformity in light distribution – maximizes efficiency
- ▶ Fully operational in extreme weather
- ▶ Surge protection, 6KV
- ▶ Pole Size Ø 60mm
- ▶ SMD LED Type the lifetime L70B10>100,000 hours
- ▶ Die casting aluminum with good heat-dissipation
- ▶ CRI:>70, IP66 protection class
- ▶ High Quality Meanwell Driver , Samsung Chips
- ▶ AC Input: 110V-277V,50/60Hz
- ▶ No Flickering

EAN.	Model No.	Power	CCT	Lumen Output
69011122	LU-ST-30-30W	30W	4000K	4500lm
69011337	LU-ST-30-30W	30W	3000K	4500lm
69011139	LU-ST-30-50W	50W	4000K	7500lm
69011535	LU-ST-30-50W	50W	3000K	7500lm
69011146	LU-ST-30-80W	80W	4000K	12000lm
69011344	LU-ST-30-80W	80W	3000K	12000lm

*If you have enquiry of any Special Model out of the list, Please contact us.



5 YEARS
Warranty



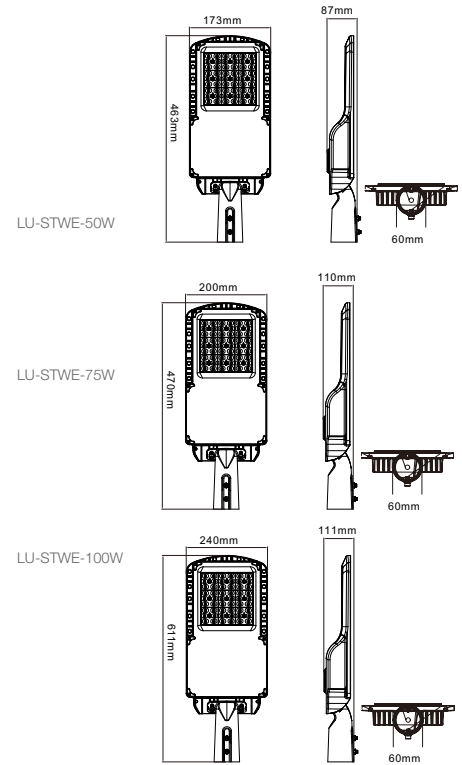
Samsung Chip
With high efficiency



Meanwell Driver







LED STWE Street light

130lm/W
High Lumen Efficiency

Input Voltage	Rated Power	Chips	Driver	CCT	CRI	Beam Angle
AC100-305V	50W/75W/100W	LUMILEDS	Hahga Driver	4000K/3000K	80	T2(75X140°)(other for customize)
Efficiency	Housing Material	Finished	Box Qty	Box Size	G.Weight	

130lm/W

Aluminum

Light Grey

1 Pcs

50W: 540*270*170mm
75W: 630*260*150mm
100W: 670*300*150mm

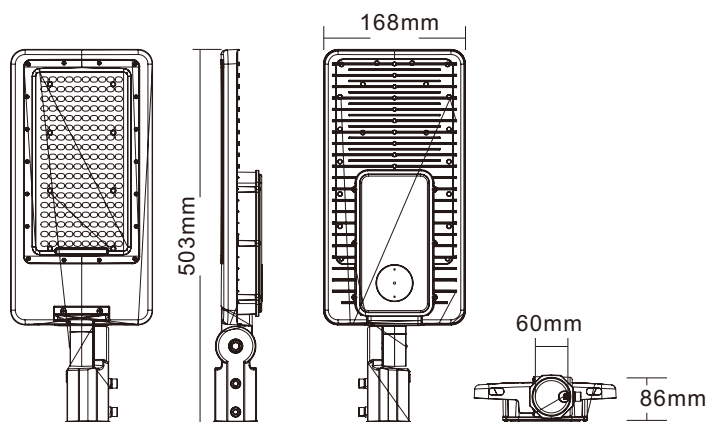
3kg
4kg
5kg

- Modern design, various choices
- Saves 80% on electricity cost
- Low maintenance; longer lifespan
- Weatherproof body – IP66/67
- Optically optimized glass lenses
- Uniformity in light distribution – maximizes efficiency
- Fully operational in extreme weather
- Surge protection, 4KV/5KV
- Pole Size Ø 60mm
- SMD LED Type the lifetime L70B10>100,000 hours
- Die-casting aluminum Body + PMMA Lens
+ Toughened Glass Cover
- CRI:>80, IP66 protection class
- High Quality Hahga Driver , LUMILEDS Chips
- AC Input: 100-305V,50/60Hz
- No Flickering

EAN.	Model No.	Power	CCT	Lumen Output
69012822	LU-STWE-50W	50W	4000K	6500lm
69012839	LU-STWE-75W	75W	4000K	9750lm
69012846	LU-STWE-100W	100W	4000K	13000lm

*IF you have enquiry of any Special Model out of the list, Please contact us.





LED STH Street light

150lm/W
High Lumen Efficiency

Input Voltage	Rated Power	Chips	Driver	CCT	CRI	Beam Angle
AC110-277V	50W	Samsung	Hahga	4000K/3000K	80	70°/140°(other for customize)
Efficiency	Housing Material	Finished	Box Qty	Box Size	G.Weight	

150lm/W

Aluminum

Grey

30W/50W: 2 pcs
80W: 1pcs

550*240*120mm

5kg

- ▶ Modern design, various choices
- ▶ Saves 80% on electricity cost
- ▶ Low maintenance; longer lifespan
- ▶ Weatherproof body – IP66/67
- ▶ Optically optimized glass lenses
- ▶ Uniformity in light distribution – maximizes efficiency
- ▶ Fully operational in extreme weather
- ▶ Surge protection, 4KV/5KV
- ▶ Pole Size Ø 60mm
- ▶ SMD LED Type the lifetime is L70B10>60,000 hours
- ▶ Die casting aluminum with good heat-dissipation
- ▶ CRI:>80, IP66 protection class
- ▶ High Quality Hahga Driver ,Samsung Chips
- ▶ AC Input: 110V-277V,50/60Hz

EAN.	Model No.	Power	CCT	Lumen Output
69012228	LU-STH-50W	50W	4000K	7500lm

*If you have enquiry of any Special Model out of the list, Please contact us.



5
YEARS
Warranty

Optional with Photocell Sensor

Die-casting Aluminum Housing

Silicon Rubber

IP65 Waterproof LED Driver

Driver Fixed Plate

Die-casting Aluminum Housing

Big Rotatable Angle

Aluminum PCB

Samsung Chip
With high efficiency

Waterproof Silicon Rubber

UV-proof PC Optical Lens





Fixed Angle



Adjustable Angle

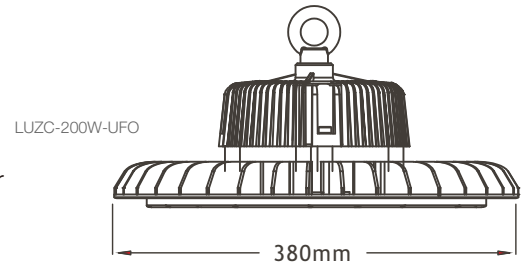
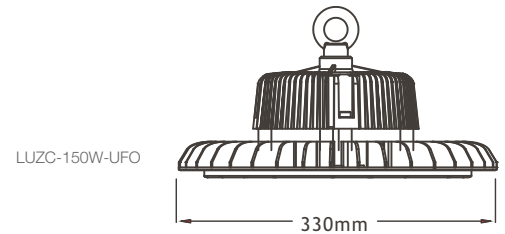
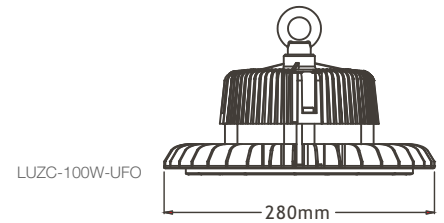


180lm/W
Ultra- Lumen Efficiency





DALI Signal Converter



LED UFO Highbay



0-10V
Dimmable

180lm/W
High Lumen Efficiency

Input Voltage	Rated Power	Chips	Driver	CCT	CRI	Beam Angle
AC110-277V	100W/150W/200W	Samsung	Hahga Driver	4000K/3000K	80	120°(other for customize)
Efficiency	Housing Material	Finished	Box Qty	Box Size	G.Weight	
180lm/W / 150lm/W	Aluminum	Black	1 Pcs	100W: 300*300*150mm 150W: 360*360*150mm 200W: 400*400*150mm	3.5kg 6kg 6.5kg	

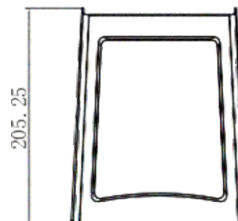
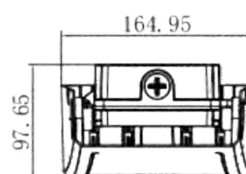

- Powerful LED Light source with a unique design;
- Extensive options can replace all types of standard Highbays;
- 0-10V Dimmable;
- Equipped with LIFUD DALI Signal Converter, could be converted to DALI Dimmable.
- Replaceable shatter proof PC lens with multiple Beam Angles to choose 90°/ 120°;
- PC Shade & PC Bottom Cover optional;
- SMD LED Type the lifetime is L70B10>60,000 hours
- Die casting aluminum with good heat-dissipation
- CRI:>80, IP65 protection class
- High Quality Hahga Driver ,Samsung Chips

EAN.	Model No.	Power	CCT	Efficiency	Lumen	Dim
69012792	LUZC-100W-UFO	100W	4000K	180lm/W	18000lm	-
69012808	LUZC-150W-UFO	150W	4000K	180lm/W	27000lm	-
69012815	LUZC-200W-UFO	200W	4000K	180lm/W	36000lm	-
68012198	LUZC-100W-UFO	100W	4000K	160lm/W	16000lm	√ 0-10
69012211	LUZC-150W-UFO	150W	4000K	160lm/W	24000lm	√ 0-10
69012204	LUZC-200W-UFO	200W	4000K	160lm/W	32000lm	√ 0-10
69012457	LUZC-100W-UFO	100W	4000K	160lm/W	16000lm	√ DALI
69012464	LUZC-150W-UFO	150W	4000K	160lm/W	24000lm	√ DALI
69012471	LUZC-200W-UFO	200W	4000K	160lm/W	32000lm	√ DALI

*If you have enquiry of any Special Model out of the list, Please contact us.



5
YEARS
Warranty



LED Wallpack light

130lm/W
High Lumen Efficiency

Input Voltage	Rated Power	Chips	Driver	CCT	CRI	Beam Angle
AC110-277V	30W	Samsung	CE	4000K/3000K	80	90°65° (other for customize)
Efficiency	Housing Material	Finished	Box Qty	Box Size	G.Weight	
130lm/W	Aluminum	Black	6 pcs	420*400*26mm	3.5kg	

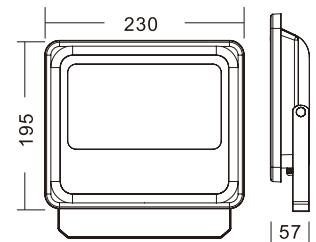
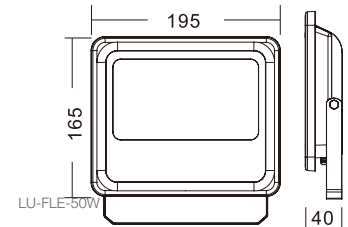
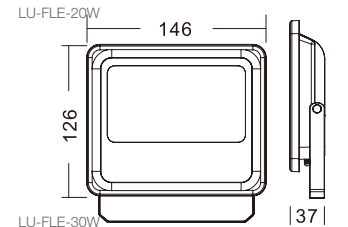

- High practical modern wall lights in stylish designs;
- Equipped with Samsung LED Chips, CE Driver;
- Life Span >60,000 hours (Ta=30°@L70);
- Rotatable: 0~90° rotatable;
- Easy installation;
- SMD LED Type the lifetime is L70B10>60,000 hours
- Die casting aluminum with good heat-dissipation
- CRI:>80, IP66 protection class
- High Quality CE Driver ,Samsung Chips
- AC Input: 110V-277V,50/60Hz

EAN.	Model No.	Power	CCT	Lumen Output
69012310	LU-WLR-30W	30W	4000K	3900lm

*If you have enquiry of any Special Model out of the list, Please contact us.



5 YEARS
Warranty



LED Wallpack light

120lm/W
High Lumen Efficiency

Input Voltage	Rated Power	Chips	Driver	CCT	CRI	Beam Angle
AC110-277V	10W-500W	Epistar	Hahga	4000K/3000K	80	120° (other for customize)
Efficiency	Housing Material	Finished	Box Qty	Box Size	G.Weight	
120lm/W	Aluminum	Black	20W: 30pcs 30W: 20pcs 50W: 15pcs	470*245*310mm 420*270*390mm 725*345*230mm	1.1kg 1.3kg 1.7kg	

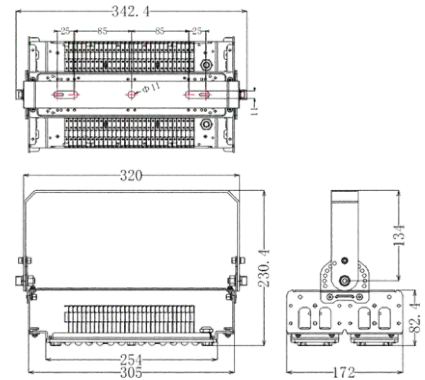

- High practical modern wall lights in stylish designs;
- Equipped with Samsung LED Chips, CE Driver;
- Life Span >60,000 hours (Ta=30°@L70);
- Rotatable: 0~90° rotatable;
- Easy installation;
- SMD LED Type the lifetime is L70B10>60,000 hours
- Die casting aluminum with good heat-dissipation
- CRI:>80, IP66 protection class
- High Quality CE Driver ,Samsung Chips
- AC Input: 110V-277V,50/60Hz

EAN.	Model No.	Power	CCT	Lumen Output
69012914	LU-FLE-20W	20W	4000K	2400lm
69012921	LU-FLE-30W	30W	4000K	3600lm
69012938	LU-FLE-50W	50W	4000K	6000lm

*If you have enquiry of any Special Model out of the list, Please contact us.



5 YEARS
Warranty



LED Wallpack light

140lm/W
High Lumen Efficiency

Input Voltage	Rated Power	Chips	Driver	CCT	CRI	Beam Angle
AC110-277V	100W	Samsung	Meanwell	4000K/3000K	80	90° (other for customize)
Efficiency	Housing Material	Finished	Box Qty	Box Size	G.Weight	
140lm/W	Aluminum	Black	1 pcs	360*280*180mm	10kg	

- ▶ SMD LED Type the lifetime is L70B10>60,000 hours
- ▶ Die casting aluminum with good heat-dissipation
- ▶ CRI:>80, IP65 protection class
- ▶ High Quality Meanwell Driver ,Samsung Chips
- ▶ AC Input: 110V-277V,50/60Hz
- ▶ No Flickering
- ▶ Could be connect with accessory to different power

EAN.	Model No.	Power	CCT	Lumen Output
69012990	LU-LT-100W	100W	4000K	14000lm

*If you have enquiry of any Special Model out of the list, Please contact us.



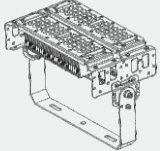

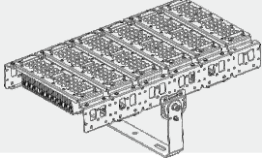
Meanwell Driver



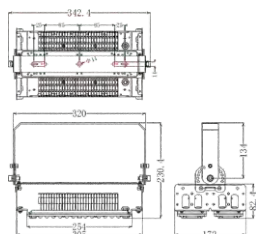
Samsung Chip
With high efficiency



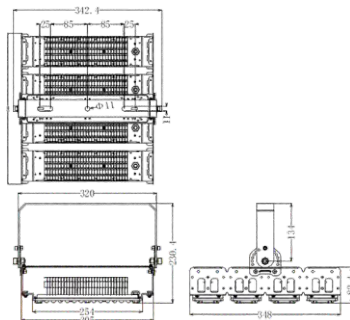
5 YEARS
Warranty

Power	EAN No.	Pic	Lumen	Driver	LED Module	DALI-2 Function
100W	69012990		14000lm	100W Meanwell Driver	1* LU-LT-100W EAN: 69012990	Optional 1*100W DALI Driver EAN: 68018719
200W			28000lm	2*100W Meanwell Driver	2* LU-LT-100W EAN: 69012990 +Connector	Optional 2*100W DALI Driver EAN: 68018719
300W			42000lm	3*100W Meanwell Driver	3* LU-LT-100W EAN: 69012990 +Connector	Optional 3*100W DALI Driver EAN: 68018719
400W			56000lm	4*100W Meanwell Driver	4* LU-LT-100W EAN: 69012990 +Connector	Optional 4*100W DALI Driver EAN: 68018719
500W			60000lm	5*100W Meanwell Driver	5* LU-LT-100W EAN: 69012990 +Connector	Optional 5*100W DALI Driver EAN: 68018719
600W			84000lm	6*100W Meanwell Driver	6* LU-LT-100W EAN: 69012990 +Connector	Optional 6*100W DALI Driver EAN: 68018719
700W			98000lm	7*100W MW Driver	7*LU-LT-100W	7*DALI Driver
800W			112000lm	8*100W MW Driver	8*LU-LT-100W	8*DALI Driver
900W			126000lm	9*100W MW Driver	9*LU-LT-100W	9*DALI Driver
1000W			140000lm	10*100W MW Driver	10*LU-LT-100W	10*DALI Driver

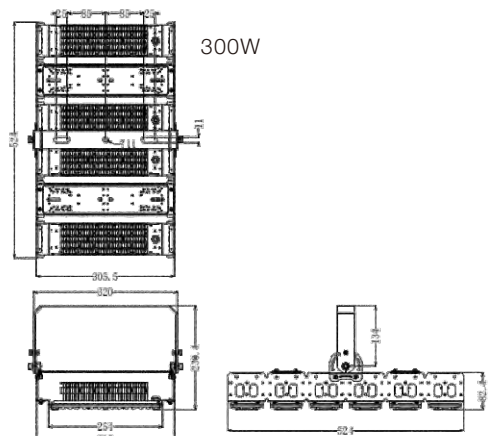
100W



200W



300W







- ★ Built with a tough, air-tight enclosure allowing it to resist jets of water and dust — an essential feature for outdoor lighting & Industry lighting.
- ★ Low consumption; More than 80% saving of the power
- ★ Low light decay, Long lifetime 50,000Hours
- ★ Water-proof, Dust-proof, Damp-proof, Vapor-proof, IP66
- ★ High impact test, IK10
- ★ Self-wiring connection/ Linkable.
- ★ Easy to install

5 YEARS
Warranty



Wire-Through
Connection





LED IP65 Triproof light TPB(PRO)



150lm/W
High Lumen Efficiency

Input Voltage	Rated Power	Chips	Driver	CCT	CRI	Beam Angle
AC220-240V	1.2m 40W/ 1.5m 60W	Samsung	Osram	4000K/3000K	80	120° (other for customize)
Efficiency	Housing Material	Finished	Box Qty	Box Size	G.Weight	
150lm/W	PC housing + PC cover	Grey	1.2m: 9pcs 1.5m: 9pcs	1280*320*290mm 1540*320*290mm	17kg 23kg	

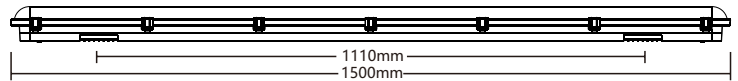
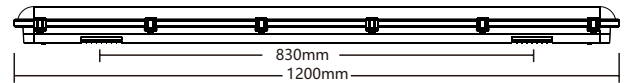
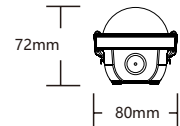
- Built with a tough, air-tight enclosure allowing it to resist jets of water and dust — an essential feature for outdoor lighting & Industry lighting.
- Low consumption; More than 80% saving of the power
- Low light decay, Long lifetime 50,000Hours
- Water-proof, Dust-proof, Damp-proof, Vapor-proof, IP66
- High impact test, IK10
- Self-wiring connection/ Linkable.
- Easy to install
- SMD LED Type the lifetime is 50,000 hours
- PC housing + PC Diffuser
- CRI:>80, IP66 protection class
- High Quality No Flickering Osram Driver
- AC Input: 220V-240V,50/60Hz
- No Flickering, Series Linkable with wire through function

EAN.	Model No.	Power	CCT	Lumen Output
69011313	LU-TPB-40W(PRO)	1.2m 40W	4000K	6000lm
69011436	LU-TPB-60W(PRO)	1.5m 60W	4000K	9000lm

*If you have enquiry of any Special Model out of the list, Please contact us.



5 YEARS
Warranty



LED IP65 Triproof light TPB

130lm/W
High Lumen Efficiency

Input Voltage	Rated Power	Chips	Driver	CCT	CRI	Beam Angle
AC220-240V	1.2m 40W/ 1.5m 60W	Samsung	CE	4000K/3000K	80	120° (other for customize)
Efficiency	Housing Material	Finished	Box Qty	Box Size	G.Weight	
130lm/W	PC base + PC cover	Grey	1.2m: 9pcs 1.5m: 9pcs	1250*320*260mm 1550*320*260mm	17kg 20kg	


- Built with a tough, air-tight enclosure allowing it to resist jets of water and dust — an essential feature for outdoor lighting & Industry lighting.
- Low consumption; More than 80% saving of the power
- Low light decay, Long lifetime 50,000Hours
- Water-proof, Dust-proof, Damp-proof, Vapor-proof, IP66
- High impact test, IK10
- Self-wiring connection/ Linkable.
- Easy to install
- SMD LED Type the lifetime is 50,000 hours
- PC housing + PC Diffuser
- CRI:>80, IP66 protection class
- High Quality No Flickering CE Driver
- AC Input: 220V-240V,50/60Hz
- No Flickering, Series Linkable with wire through function

EAN.	Model No.	Power	CCT	Lumen Output
69010224	LU-TPB-40W	1.2m 40W	4000K	5200lm
69012686	LU-TPB-55W	1.5m 60W	4000K	7800lm

*If you have enquiry of any Special Model out of the list, Please contact us.



5 YEARS
Warranty



LED IP65 Triproof light TPC(PRO)

Wire-Through
5 wire 3 phase Connect

130lm/W
High Lumen Efficiency

Input Voltage	Rated Power	Chips	Driver	CCT	CRI	Beam Angle
AC220-240V	1.2m 40W/ 1.5m 60W	Samsung	Hahga/Orsam	4000K/3000K	80	120° (other for customize)
Efficiency	Housing Material	Finished	Box Qty	Box Size	G.Weight	
130lm/W	Alu housing + PC cover	Grey	1.2m: 9pcs 1.5m: 9pcs	1310*270*310mm 1610*270*310mm	12kg 15kg	

- Built with a tough, air-tight enclosure allowing it to resist jets of water and dust — an essential feature for outdoor lighting & Industry lighting.
- Low consumption; More than 80% saving of the power
- Low light decay, Long lifetime 50,000Hours
- Water-proof, Dust-proof, Damp-proof, Vapor-proof, IP66
- High impact test, IK10
- Self-wiring connection/ Linkable.
- Easy to install
- SMD LED Type the lifetime is 50,000 hours
- 6063 aluminum extrusion with good heat-dissipation
- CRI:>80, IP66 protection class
- High Quality Hahga Driver / Osram Driver
- AC Input: 220V-240V,50/60Hz
- No Flickering, 5 Wires 3 phase Series Linkable

EAN.	Model No.	Wire	Power	CCT	Lumen Output
69011818	LU-TPC(PRO)-120-40W	3 wires	1.2m 40W	4000K	5200lm
69011832	LU-TPC(PRO)-150-60W	3 wires	1.5m 60W	4000K	7800lm
69013195	LU-TPC(PRO)-120-40W	5 wires	1.2m 40W	4000K	5200lm
69013201	LU-TPC(PRO)-150-60W	5 wires	1.5m 60W	4000K	7800lm

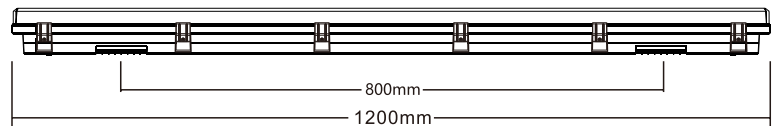
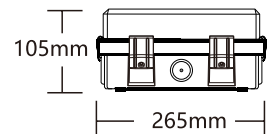
*If you have enquiry of any Special Model out of the list, Please contact us.



5 YEARS
Warranty



Big Size 1200*265mm
High Power upto 120W
High Lumen upto 20000LM



LED IP65 Triproof light TPW



160lm/W
High Lumen Efficiency

Input Voltage	Rated Power	Chips	Driver	CCT	CRI	Beam Angle
AC220-240V	120W	Samsung	Philips	4000K/3000K	80	120° (other for customize)
Efficiency	Housing Material	Finished	Box Qty	Box Size	G.Weight	
160lm/W	PC housing + PC cover	Grey	1 pcs	1250*280*110mm	8kg	

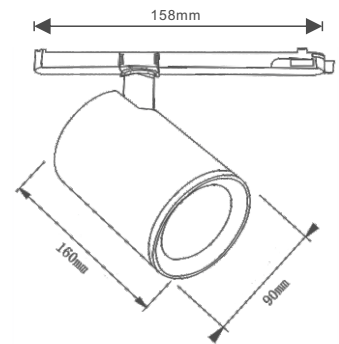
- Built with a tough, air-tight enclosure allowing it to resist jets of water and dust — an essential feature for outdoor lighting & Industry lighting.
- Low consumption; More than 80% saving of the power
- Low light decay, Long lifetime 50,000Hours
- Water-proof, Dust-proof, Damp-proof, Vapor-proof, IP66
- High impact test, IK10
- Self-wiring connection/ Linkable.
- Easy to install
- SMD LED Type the lifetime is 50,000 hours
- PC housing + PC Diffuser, stable form
- 160lm/W with 120W, upto 20,000lm output
- CRI:>80, IP66 protection class
- High Quality Philips Driver
- AC Input: 220V-240V,50/60Hz
- No Flickering, Series Linkable

EAN.	Model No.	Power	CCT	Lumen Output
69012693	LU-TPW-120W	120W	4000K	19200lm

*If you have enquiry of any Special Model out of the list, Please contact us.



5 YEARS
Warranty



LED Track light TRX

UGR<19
Microprismatic Diffuser

Smart Switchable



Input Voltage	Rated Power	Chips	Driver	CCT	CRI	Beam Angle
AC220-240V	12W-42W	Samsung	KGP	4000K/3000K	90	45° (other for customize)
Efficiency	Housing Material	Finished	Box Qty	Box Size	G.Weight	
100lm/W	Aluminum	Black/White	20 pcs	470*380*410mm	18kg	

ALL IN ONE

12-42W Wattage Switchable
4 wire 3 phase
use for EU standard track rail


- ▶ Aluminum Housing with good heat-dissipation
- ▶ SMD LED Type the lifetime is 50,000 hours
- ▶ 4 wire 3 phase track, Rotatable 350°
- ▶ CRI:>90, IP20 protection class
- ▶ High Quality CE Driver
- ▶ AC Input: 200V-240V, 50/60Hz
- ▶ No Flickering
- ▶ Wattage Switchable From 12W to 42W

EAN.	Model No.	Color	Power	CCT	Lumen
69012785	LU-TRX	Black	12-42W	4000K	1200-4200lm
69012778	LU-TRX	White	12-42W	4000K	1200-4200lm

*If you have enquiry of any Special Model out of the list, Please contact us.

POWER SWITCH LIST

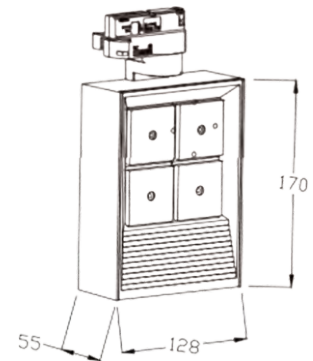
Power (W)	λ	1	2	3	4	Power (W)	λ	1	2	3	4
12.6	3000	0.86C	-	-	-	29.4	7000	0.94C	ON	-	-
14.7	3500	0.87C	-	-	-	31.5	7500	0.94C	ON	-	-
16.8	4000	0.88C	-	-	-	33.6	8000	0.95	ON	-	-
18.9	4500	0.89C	-	-	-	34.8	8500	0.95	ON	-	-
21.0	5000	0.90C	-	-	-	36.0	9000	0.96	ON	-	-
23.1	5500	0.91C	-	-	-	38.1	9500	0.96	ON	-	-
25.2	6000	0.92C	-	-	-	40.2	10000	0.97	ON	-	-
27.3	6500	0.93C	-	-	-	42.3	10500	0.97	ON	-	-



*Black Lamp with Black Driver box
*White Lamp with White Driver box



5 YEARS
Warranty



LED Track light TR252

UGR<19
Microprismatic Diffuser

Smart Switchable



Input Voltage	Rated Power	Chips	Driver	CCT	CRI	Beam Angle
AC220-240V	35W	Bridgelux	CE	4000K/3000K	90	30° (other for customize)
Efficiency	Housing Material	Finished	Box Qty	Box Size	G.Weight	
100lm/W	Aluminum	Black/White	12 pcs	600*290*280	16kg	

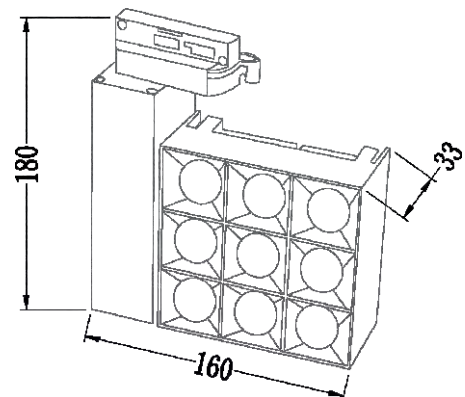
- ▶ Aluminum Housing with good heat-dissipation
- ▶ SMD LED Type the lifetime is 50,000 hours
- ▶ 4 wire 3 phase track, Rotatable 0°-90°
- ▶ CRI:>90, IP20 protection class
- ▶ High Quality Bridgelux Chips
- ▶ AC Input: 200V-240V, 50/60Hz
- ▶ No Flickering Build-in Driver, UGR<19

EAN.	Model No.	Color	Power	CCT	Lumen
69012372	LUJB-TR252-35W	White	35W	4000K	2800lm

*If you have enquiry of any Special Model out of the list, Please contact us.



5 YEARS
Warranty



LED Track light TR160

UGR<19
Microprismatic Diffuser

Smart Switchable



Input Voltage	Rated Power	Chips	Driver	CCT	CRI	Beam Angle
AC220-240V	30W	Bridgelux	CE	4000K/3000K	90	30° (other for customize)
Efficiency	Housing Material	Finished	Box Qty	Box Size	G.Weight	
80lm/W	Aluminum	Black/White	10 pcs	570*420*200mm	6kg	

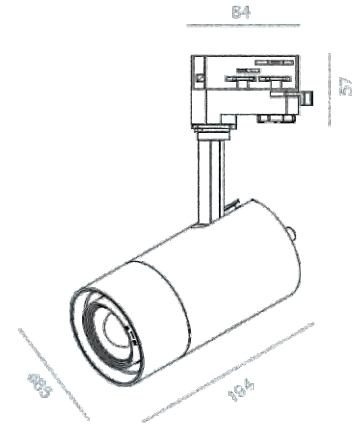
- ▶ Aluminum Housing with good heat-dissipation
- ▶ SMD LED Type the lifetime is 50,000 hours
- ▶ 4 wire 3 phase track, Rotatable 0°-90°
- ▶ CRI: >90, IP20 protection class
- ▶ High Quality Bridgelux Chips
- ▶ AC Input: 200V-240V, 50/60Hz
- ▶ No Flickering Build-in Driver, UGR<19

EAN.	Model No.	Color	Power	CCT	Lumen
69012365	LUJB-TR160-30W	White	30W	4000K	2400lm

*If you have enquiry of any Special Model out of the list, Please contact us.



5 YEARS
Warranty



LED Track light FT1062



Input Voltage	Rated Power	Chips	Driver	CCT	CRI	Beam Angle
AC220-240V	25W	Samsung	CE	CCT Switch(2700K/3000K/4000K)	90	Zooming 15° -55°
Efficiency	Housing Material	Finished	Box Qty	Box Size	G.Weight	
80lm/W	Aluminum	Black/White	12 pcs	500*400*330mm	14.5kg	

ALL 0-10V Dimmable CCT Switch IN ONE Beam Angle Zooming

- ▶ Aluminum Housing with good heat-dissipation
- ▶ SMD LED Type the lifetime is 50,000 hours
- ▶ 4 wire 3 phase track, Rotatable 350°
- ▶ CRI:>90, IP20 protection class
- ▶ High Quality CE Driver
- ▶ AC Input: 200V-240V, 50/60Hz
- ▶ No Flickering
- ▶ 0-10V Dimmable, CCT Switch, Beam Angle Zooming

EAN.	Model No.	Color	Power	CCT	Lumen
69012044	LU-FT1062W	White	25W	Dim	2000lm
69012761	LU-FT1062B	Black	25W	Dim	2000lm

*If you have enquiry of any Special Model out of the list, Please contact us.



★ 0-10V Dimmable

★ CCT Triple Switch Dimmable
(2700K-3000K-4000K)



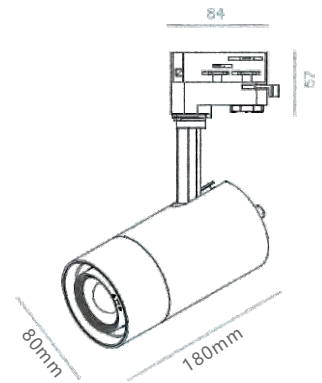
★ Zooming Dimmable
(15°-55°)

★ Anti-Glare
Honeycomb available



5 YEARS
Warranty





LED Track light TR301

UGR<19
Microprismatic Diffuser



Input Voltage	Rated Power	Chips	Driver	CCT	CRI	Beam Angle
AC220-240V	30W	Samsung	CE	4000K/3000K	90	38° (other for customize)
Efficiency	Housing Material	Finished	Box Qty	Box Size	G.Weight	
85lm/W	Aluminum	Black/White	12 pcs	520*470*250mm	15kg	

- ▶ Aluminum Housing with good heat-dissipation
- ▶ SMD LED Type the lifetime is 50,000 hours
- ▶ 4 wire 3 phase track, Rotatable 350°
- ▶ CRI: >90, IP20 protection class
- ▶ High Quality CE Driver
- ▶ AC Input: 200V-240V, 50/60Hz
- ▶ No Flickering

EAN.	Model No.	Color	Power	CCT	Lumen
69012259	LU-TR301	White	30W	4000K	2550lm
69011788	LU-TR301	Black	30W	4000K	2550lm

*If you have enquiry of any Special Model out of the list, Please contact us.


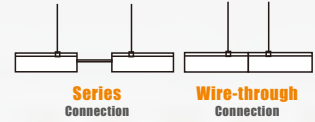


5 YEARS
Warranty

LUCCA OFFICE LED LINEAR LIGHT



**All Linear light Standard
Including 2m Suspension Kits



**Dark Performance
(UGR<16)
(34°)**




EAN : 69011245
EAN : 69011580




EAN : 69012426
EAN : 69012433



EAN : 69012105
EAN : 69012129



**Micro Prismatic
(UGR)
(100°)**




EAN : 69012136



EAN : 69012425



EAN : 69012138



**Opal High
Uniformity(100°)**




★LUCCA LED Linear Lights are an energy efficient, low maintenance alternative to traditional linear fluorescent in a variety of industrial, commercial, and light assembly applications.

★It is the optimal solution for conventional lighting systems and excellent for new installations due to its low installation cost.

- ★Saves 80% energy
- ★No Ultraviolet or Infrared Rays
- ★Fashion designs with various choices
- ★No Lead or Mercury content hence environment friendly.
- ★Provides Uniform Radiance & Enhances appeal of any environment
Some with UGR<19 option.


5
YEARS
Warranty




Osram Chip
With high efficiency



0-10V
Dimmable





LED Linear Light L3570A-UU


UGR<19 Microprismatic Diffuser **0-10V** Dimmable

Input Voltage	Rated Power	Chips	Driver	CCT	CRI	Beam Angle
AC220-240V	1.2m 40W(up 13 /down 27)	Osram	0-10V Dim with CE	4000K/3000K	85	up 120° down 120°
Efficiency	Cover	Housing Material	Finished	Box Qty	Box Size	G.Weight
100lm/W	Down: Micro-prismatic UGR Up: OPAL Cover	Aluminum	Black/White	12 pcs	1250*260*170mm	28kg

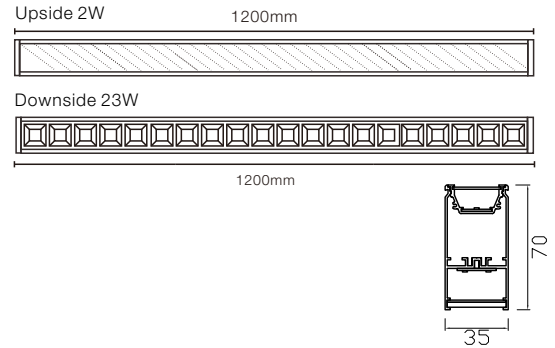
- LUCCA LED Linear Lights are an energy efficient, low maintenance alternative to traditional linear fluorescent in a variety of industrial, commercial, and light assembly applications.
- It is the optimal solution for conventional lighting systems and excellent for new installations due to its low installation cost.
- Saves 80% energy
- No Ultraviolet or Infrared Rays
- Fashion designs with various choices
- No Lead or Mercury content hence environment friendly.
- Provides Uniform Radiance & Enhances appeal of any environment Some with UGR<19 option.
- SMD LED Type the lifetime is 50,000 hours
- 6063 aluminum extrusion with good heat-dissipation
- CRI:>85, IP40 protection class
- High Quality Osram Chips, 0-10V Driver
- AC Input: 220V-240V,50/60Hz
- No Flickering

EAN.	Model No.	Color	Power	CCT	Lumen
69012136	LU-L3570A-UU	Black	40W	4000K	4000lm

*If you have enquiry of any Special Model out of the list, Please contact us.



5 YEARS
Warranty



NEW Design

LED Linear Light L3570A-UU



0-10V
Dimmable

140lm/W
High Lumen Efficiency

UGR<19
Microprismatic Diffuser

Input Voltage	Rated Power	Chips	Driver	CCT	CRI	Beam Angle
AC220-240V	1.2m 25W(90%down, 10% down)	Osram	AGT 0-10V Dim	4000K/3000K	85	up 90° down 42°
Efficiency	Cover	Housing Material	Finished	Box Qty	Box Size	G.Weight
140lm/W	Down: Reflector cup UGR<19 Up: OPAL Cover	Aluminum	Black/White	12 pcs	1250*260*170mm	28kg

- LUCCA LED Linear Lights are an energy efficient, low maintenance alternative to traditional linear fluorescent in a variety of industrial, commercial, and light assembly applications.
- New Design Up and Down lighting, 90% down and 10% up.
- Faster connectors
- Support surface, suspension insulation.
- Seamless connection
- With 0-10V dimmable AGT driver
- Max 10pcs linkable luminaires in one row

EAN.	Model No.	Color	Power	CCT	Lumen
69013300	LU-L3570A-UU	Black	25W	3000K	3500lm Up 350lm Down 3150lm
69013317	LU-L3570A-UU	Black	25W	4000K	3500lm Up 350lm Down 3150lm
69013324	LU-L3570A-UU	White	25W	3000K	3500lm Up 350lm Down 3150lm
69013331	LU-L3570A-UU	White	25W	4000K	3500lm Up 350lm Down 3150lm
69013348	LU-L3570A-UU	Black	25W	3000K	3500lm Up 350lm Down 3150lm
69013355	LU-L3570A-UU	Black	25W	4000K	3500lm Up 350lm Down 3150lm
69013362	LU-L3570A-UU	White	25W	3000K	3500lm Up 350lm Down 3150lm
69013379	LU-L3570A-UU	White	25W	4000K	3500lm Up 350lm Down 3150lm

*If you have enquiry of any Special Model out of the list, Please contact us.

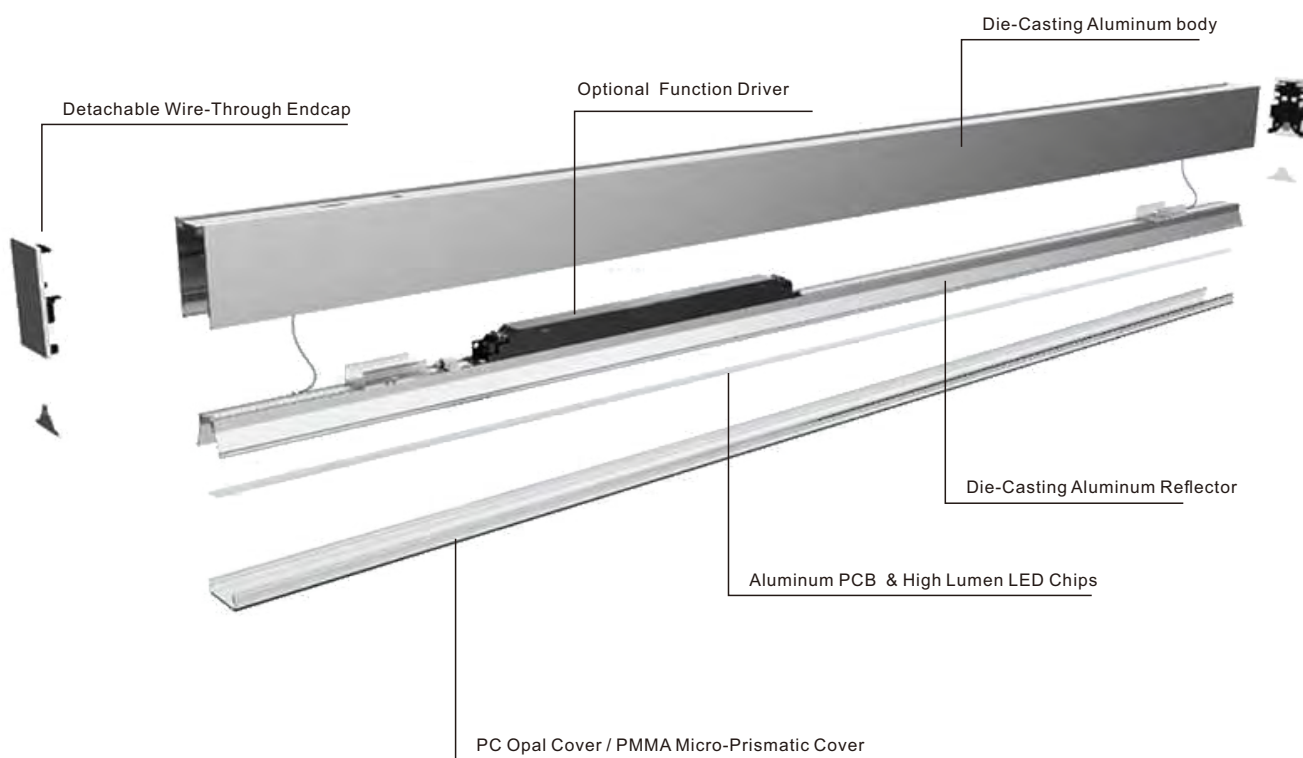

Accessory 1.5M Schuko Europe AC power cord for Linear light

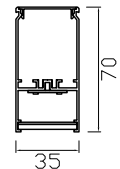
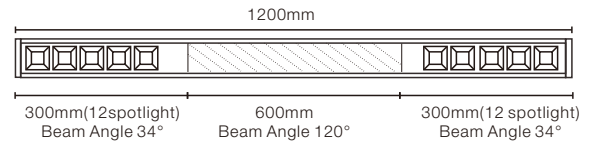


EAN.	Model No.	Color	Length
68021849	LU-ACL-1.5M	White	1.5m



5 YEARS
Warranty





***All Linear light Standard
Including 2m Suspension Kits

LED Linear Light L3570B

UGR<19
Microprismatic Diffuser

Input Voltage	Rated Power	Chips	Driver	CCT	CRI	Beam Angle
AC220-240V	1.2m 40W	Osram	CE	4000K/3000K	85	100/34°
Efficiency	Cover	Housing Material	Finished	Box Qty	Box Size	G.Weight
100lm/W	Reflector cup & Opal Cover	Aluminum	Black/White	10 pcs	1250*260*170mm	27kg

- LUCCA LED Linear Lights are an energy efficient, low maintenance alternative to traditional linear fluorescent in a variety of industrial, commercial, and light assembly applications.
- It is the optimal solution for conventional lighting systems and excellent for new installations due to its low installation cost.
- Saves 80% energy
- No Ultraviolet or Infrared Rays
- Fashion designs with various choices
- No Lead or Mercury content hence environment friendly.
- Provides Uniform Radiance & Enhances appeal of any environment Some with UGR<19 option.
- SMD LED Type the lifetime is 50,000 hours
- 6063 aluminum extrusion with good heat-dissipation
- CRI:>85, IP40 protection class
- High Quality Osram Chips, CE Driver
- AC Input: 220V-240V, 50/60Hz
- No Flickering

EAN.	Model No.	Color	Power	CCT	Lumen
69011245	LU-L3570B-DUR	Black	40W	4000K	4000lm
69011580	LU-L3570B-DUR	Black	40W	3000K	4000lm

*If you have enquiry of any Special Model out of the list, Please contact us.



5 YEARS
Warranty

★LUCCA LED Linear Lights are an energy efficient, low maintenance alternative to traditional linear fluorescent in a variety of industrial, commercial, and light assembly applications.

★It is the optimal solution for conventional lighting systems and excellent for new installations due to its low installation cost.

- ★Saves 80% energy
- ★No Ultraviolet or Infrared Rays
- ★Fashion designs with various choices
- ★No Lead or Mercury content hence environment friendly.
- ★Provides Uniform Radiance & Enhances appeal of any environment Some with UGR<16 option.

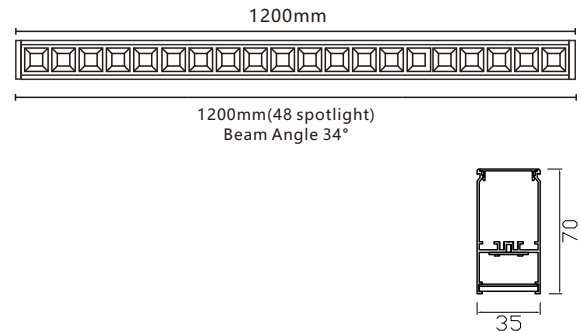
5
YEARS
Warranty

Osram Chip
With high efficiency





***All Linear light Standard
Including 2m Suspension Kits



LED Linear Light L3570C

UGR<19
Microprismatic Diffuser

Input Voltage	Rated Power	Chips	Driver	CCT	CRI	Beam Angle
AC220-240V	1.2m 40W	Osram	CE	4000K/3000K	85	34°
Efficiency	Cover	Housing Material	Finished	Box Qty	Box Size	G.Weight
100lm/W	Reflector cup UGR<19	Aluminum	Black/White	12 pcs	1350*260*170mm	28kg

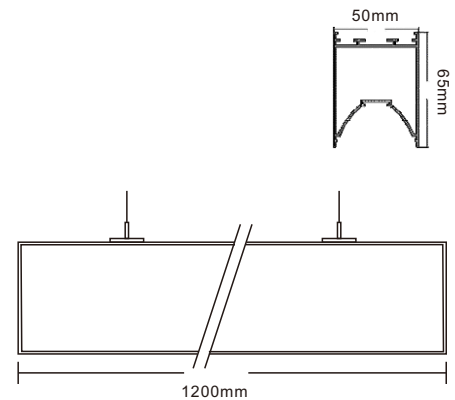
- LUCCA LED Linear Lights are an energy efficient, low maintenance alternative to traditional linear fluorescent in a variety of industrial, commercial, and light assembly applications.
- It is the optimal solution for conventional lighting systems and excellent for new installations due to its low installation cost.
- Saves 80% energy
- No Ultraviolet or Infrared Rays
- Fashion designs with various choices
- No Lead or Mercury content hence environment friendly.
- Provides Uniform Radiance & Enhances appeal of any environment Some with UGR<19 option.
- SMD LED Type the lifetime is 50,000 hours
- 6063 aluminum extrusion with good heat-dissipation
- CRI:>85, IP40 protection class
- High Quality Osram Chips, CE Driver
- AC Input: 220V-240V, 50/60Hz
- No Flickering

EAN.	Model No.	Color	Power	CCT	Lumen
69012105	LU-L3570C-DUR	Black	40W	4000K	4000lm
69012129	LU-L3570C-DUR	Black	40W	3000K	4000lm
69012426	LU-L3570C-DUR	White	40W	4000K	4000lm
69012433	LU-L3570C-DUR	White	40W	3000K	4000lm

*If you have enquiry of any Special Model out of the list, Please contact us.



5 YEARS
Warranty



LED Linear Light L5065


Series **LINKABLE** **UGR** Microprismatic Diffuser

Input Voltage	Rated Power	Chips	Driver	CCT	CRI	Beam Angle
AC220-240V	1.2m 40W	Samsung	CE	4000K/3000K	85	100°
Efficiency	Cover	Housing Material	Finished	Box Qty	Box Size	G.Weight
100lm/W	Micro-prismatic Low UGR	Aluminum	Black/White	10 pcs	1230*300*180mm	18kg

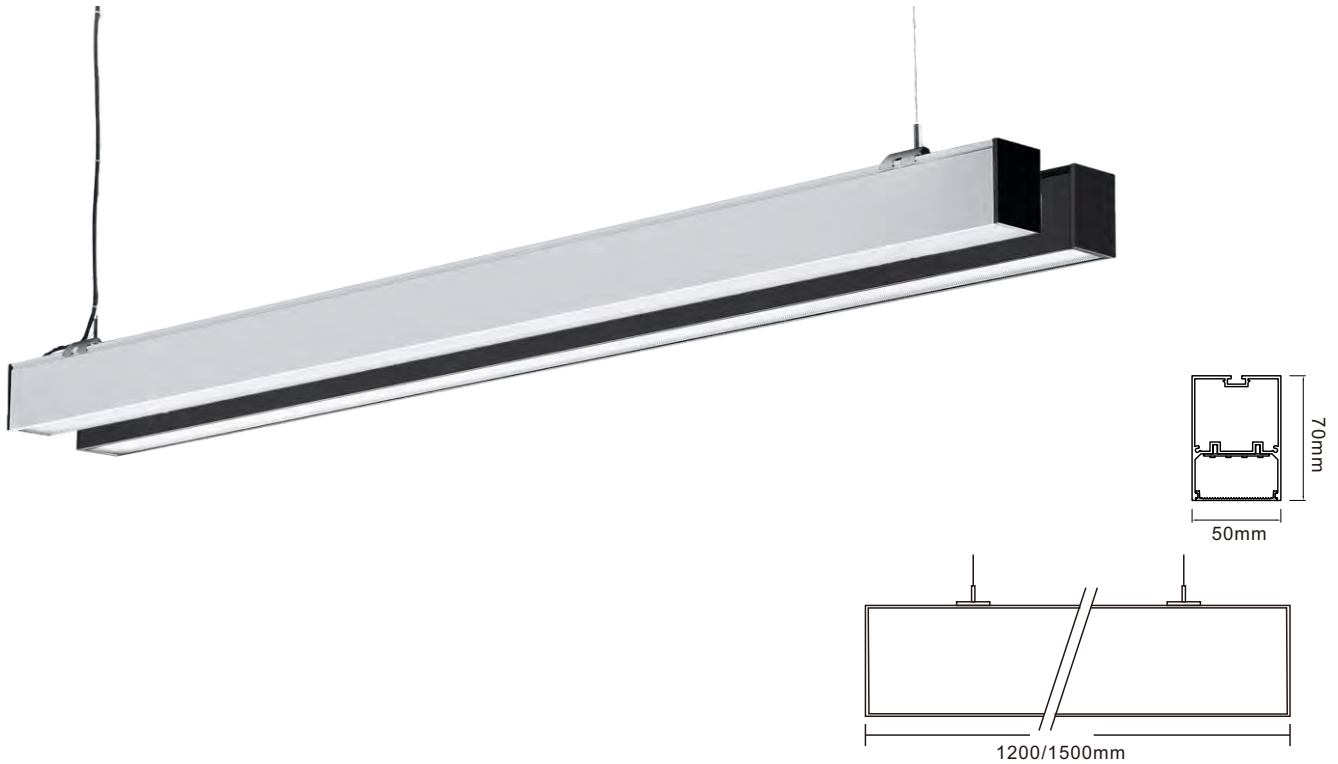
- LUCCA LED Linear Lights are an energy efficient, low maintenance alternative to traditional linear fluorescent in a variety of industrial, commercial, and light assembly applications.
- It is the optimal solution for conventional lighting systems and excellent for new installations due to its low installation cost.
- Saves 80% energy
- No Ultraviolet or Infrared Rays
- Fashion designs with various choices
- No Lead or Mercury content hence environment friendly.
- Provides Uniform Radiance & Enhances appeal of any environment Some with UGR<19 option.
- SMD LED Type the lifetime is 50,000 hours
- 6063 aluminum extrusion with good heat-dissipation
- CRI:>85, IP40 protection class
- High Quality Samsung Chips
- AC Input: 220V-240V, 50/60Hz
- No Flickering

EAN.	Model No.	Color	Power	CCT	Lumen
69011238	LU-5065	Black	40W	4000K	4000lm
69012990	LU-5065	Black	40W	3000K	4000lm

*IF you have enquiry of any Special Model out of the list, Please contact us.



5 YEARS
Warranty



LED Linear Light L5270

Series
LINKABLE

Input Voltage	Rated Power	Chips	Driver	CCT	CRI	Beam Angle
AC220-240V	1.2m 30W/ 1.5m 40W	Samsung	CE	4000K/3000K	85	100°
Efficiency	Cover	Housing Material	Finished	Box Qty	Box Size	G.Weight
100lm/W	OPAL Cover	Aluminum	Black/White	12 pcs	1260*280*280mm 1560*280*280mm	24kg/ 36kg

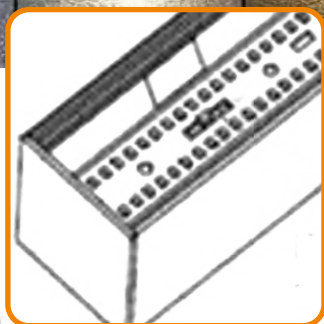

- LUCCA LED Linear Lights are an energy efficient, low maintenance alternative to traditional linear fluorescent in a variety of industrial, commercial, and light assembly applications.
- It is the optimal solution for conventional lighting systems and excellent for new installations due to its low installation cost.
- Saves 80% energy
- No Ultraviolet or Infrared Rays
- Fashion designs with various choices
- No Lead or Mercury content hence environment friendly.
- Provides Uniform Radiance & Enhances appeal of any environment Some with UGR<19 option.
- SMD LED Type the lifetime is 50,000 hours
- 6063 aluminum extrusion with good heat-dissipation
- CRI:>85, IP40 protection class
- High Quality Samsung Chips
- AC Input: 220V-240V,50/60Hz
- No Flickering

EAN.	Model No.	Color	Power	CCT	Lumen
69010156	LU-L5270-30W	Black	1.2m 30W	4000K	3000lm
69012983	LU-L5270-30W	Black	1.2m 30W	3000K	3000lm
69010163	LU-L5270-30W	White	1.2m 30W	4000K	3000lm
69011870	LU-L5270-30W	White	1.2m 30W	3000K	3000lm
69010149	LU-L5270-40W	Black	1.5m 40W	4000K	4000lm
69010453	LU-L5270-40W	White	1.5m 40W	4000K	4000lm

*If you have enquiry of any Special Model out of the list, Please contact us.



5 YEARS
Warranty



WW	NW	CW
3000K	4000K	6000K

CCT
Switchable

3000K

4000K

6000K





LED Linear Light L5270

CCT Series
Switchable **LINKABLE**

Input Voltage	Rated Power	Chips	Driver	CCT	CRI	Beam Angle
AC220-240V	1.2m 30W/ 1.5m 40W	Samsung	CE	Switchable	85	100°
Efficiency	Cover	Housing Material	Finished	Box Qty	Box Size	G.Weight
100lm/W	OPAL Cover	Aluminum	Black/White	12 pcs	1260*280*280mm 1560*280*280mm	24kg/ 36kg


- LUCCA LED Linear Lights are an energy efficient, low maintenance alternative to traditional linear fluorescent in a variety of industrial, commercial, and light assembly applications.
- It is the optimal solution for conventional lighting systems and excellent for new installations due to its low installation cost.
- Saves 80% energy
- No Ultraviolet or Infrared Rays
- Fashion designs with various choices
- No Lead or Mercury content hence environment friendly.
- Provides Uniform Radiance & Enhances appeal of any environment Some with UGR<19 option.
- SMD LED Type the lifetime is 50,000 hours
- 6063 aluminum extrusion with good heat-dissipation
- CRI:>85, IP40 protection class
- High Quality Samsung Chips
- AC Input: 220V-240V,50/60Hz
- No Flickering

EAN.	Model No.	Color	Power	CCT	Lumen
69012525	LU-L5270-30W	White	1.2m 30W	Switchable	3000lm
69012532	LU-L5270-30W	Black	1.2m 30W	Switchable	3000lm
69012549	LU-L5270-40W	White	1.5m 40W	Switchable	4000lm
69012556	LU-L5270-40W	Black	1.5m 40W	Switchable	4000lm

*If you have enquiry of any Special Model out of the list, Please contact us.



5 YEARS
Warranty



Wire-Through

Max 20 Luminaries in One row
Easy Install and connection

NO DARK AREA



***All Linear light Standard
Including 2m Suspension Kits



LED Linear Light L5270

Wire-Through
Max 20 Luminaries in One row
Easy Install and connection
NO DARK AREA

Input Voltage	Rated Power	Chips	Driver	CCT	CRI	Beam Angle
AC220-240V	1.2m 30W /1.5m 40W	Samsung	CE	Switchable	85	100°
Efficiency	Cover	Housing Material	Finished	Box Qty	Box Size	G.Weight
120lm/W	OPAL Cover	Aluminum	Black/White	12 pcs	1260*280*280mm 1560*280*280mm	24kg/ 36kg


- LUCCA LED Linear Lights are an energy efficient, low maintenance alternative to traditional linear fluorescent in a variety of industrial, commercial, and light assembly applications.
- It is the optimal solution for conventional lighting systems and excellent for new installations due to its low installation cost.
- Saves 80% energy
- No Ultraviolet or Infrared Rays
- Fashion designs with various choices
- No Lead or Mercury content hence environment friendly.
- Provides Uniform Radiance & Enhances appeal of any environment Some with UGR<19 option.
- SMD LED Type the lifetime is 50,000 hours
- 6063 aluminum extrusion with good heat-dissipation
- CRI:>85, IP40 protection class
- High Quality Samsung Chips
- AC Input: 220V-240V,50/60Hz
- No Flickering

EAN.	Model No.	Color	Power	CCT	Lumen
69012853	LU-L5270-40W	Black	1.5m 40W	4000K	4800lm
69012860	LU-L5270-40W	White	1.5m 40W	4000K	4800lm
69012877	LU-L5270-30W	Black	1.2m 30W	4000K	3600lm
69012884	LU-L5270-30W	White	1.2m 30W	4000K	3600lm

*If you have enquiry of any Special Model out of the list, Please contact us.




5 YEARS
Warranty

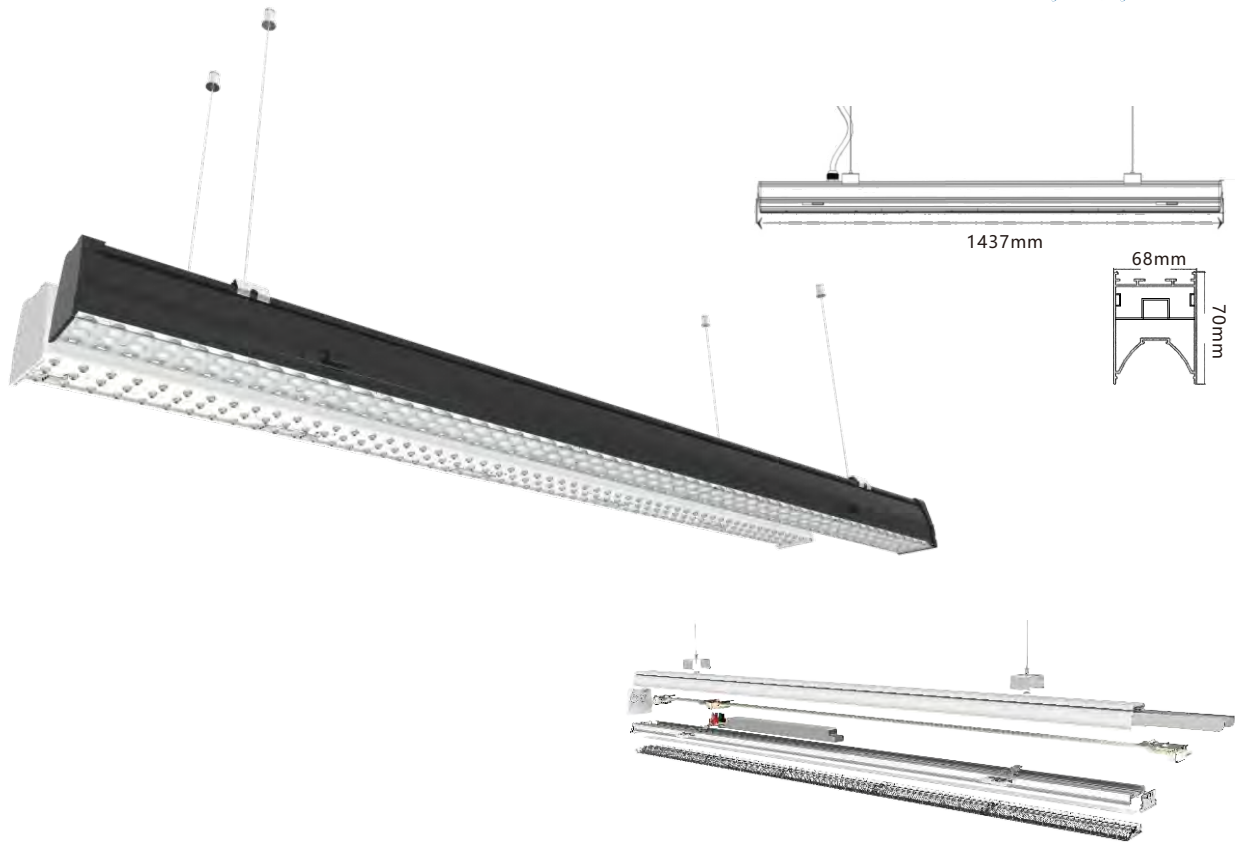


- ▶ LUCCA LED Linear Lights are an energy efficient, low maintenance alternative to traditional linear fluorescent in a variety of industrial, commercial, and light assembly applications.
- ▶ It is the optimal solution for conventional lighting systems and excellent for new installations due to its low installation cost.
- ▶ Saves 80% energy
- ▶ SMD LED Type the lifetime is 50,000 hours
- ▶ 6063 aluminum extrusion with good heat-dissipation
- ▶ CRI:>85, IP40 protection class
- ▶ High Quality Samsung Chips
- ▶ AC Input: 220V-240V,50/60Hz
- ▶ No Flickering

Perfect suspended lighting for

- ★supermarkets,
- ★warehouse,
- ★service centers,
- ★gymnasiums.





LED Linear Trunk system

160lm/W
High Lumen Efficiency

Input Voltage	Rated Power	Chips	Driver	CCT	CRI	Beam Angle
AC220-240V	65W	EPISTAR	OSRAM	4000K/3000K	85	90°
Efficiency	Housing Material	Finished	Box Qty	Box Size	G.Weight	
160lm/W	Aluminum	Black/White	4 pcs	1510*200*200mm	28kg	

EAN.	Model No.	Color	Power	CCT	Lumen
69011115	LU-6870D-1565	White	65W	4000K	10400lm

EAN : 69011382
WHITE
LS6870D-15-5X
O Linear Trunk 1.5 Rail

Size
1568*68*42mm

EAN : 69011399
WHITE
LU-6870D-1565-5X
O Linear Trunk 1.5*5 Wire

Size: 1420*68*70mm
Watt: 65W
Eff.: 160lm/W
Beam Angle: 90°
CCT: 4000K

EAN : 69010767
WHITE
LU-LS20
O Linear Trunk End Caps

EAN : 69011429
WHITE
LU-LS32
O Linear Trunk Suspension String
2.0 m

EAN : 69011412
WHITE
LU-LT-LENS-DA25
O Linear Trunk Lens DA(25°)

Beam Angle
Double Symistic 25°

EAN : 69010828
WHITE
LU-LS23
O Linear Trunk Blank Cover

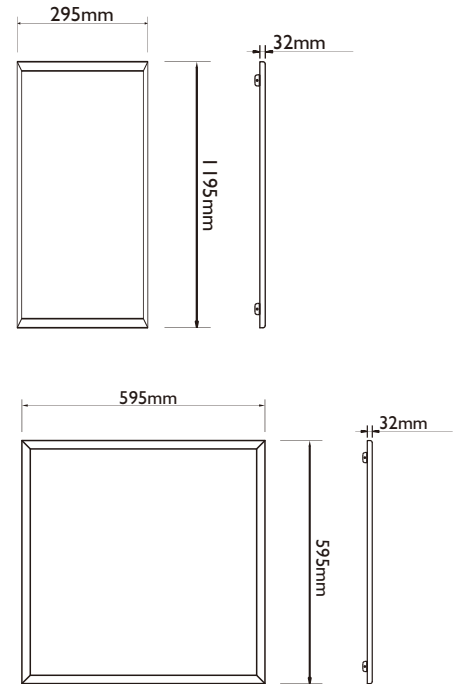
Size
1420*68*22mm

EAN : 69010880
WHITE
LU-LS17
O Linear Trunk Feed-in Connector

Wire
5 Wire







LED Backlit Panel CCT Dim

UGR<19
Microprismatic Diffuser

CCT
Switchable

POWER
Switchable

Input Voltage	Rated Power	Chips	Driver	CCT	CRI	Beam Angle
AC220-240V	30W/36W/40W	Samsung	Hahga	Switchable	85	120°
Efficiency	Cover	Housing Material	Finished	Box Qty	Box Size	G.Weight
WW:130lm/W NW:140lm/W CW:140lm/W	Micro-prismatic Cover UGR<19	Aluminum	White	10 pcs	660*360*660mm 1260*360*360mm	16.5kg

- SMD LED Type the lifetime is 50,000 hours
- 6063 aluminum extrusion with good heat-dissipation
- CRI:>80, IP40 protection class
- High Quality Hahga Driver ,Samsung Chips
- AC Input: 220V-240V,50/60Hz
- No Flickering UGR<19

EAN.	Model No.	Cover/UGR	Power	CCT	Lumen
69012945	BKLU-6060-40W	Micro ,<19	30/36/40W	CCT Dim	Max 5600lm
69012952	BKLU-30120-40W	Micro ,<19	30/36/40W	CCT Dim	Max 5600lm

*If you have enquiry of any Special Model out of the list, Please contact us.

CCT & Power Switchable Backlit Panel Light



POWER



1050mA 40W	900mA 36W	750mA 30W
---------------	--------------	--------------

CCT




WW 3000K	NW 4000K	CW 6000K
-------------	-------------	-------------

Smart Switchable Driver
CCT Switchable
Power Switchable



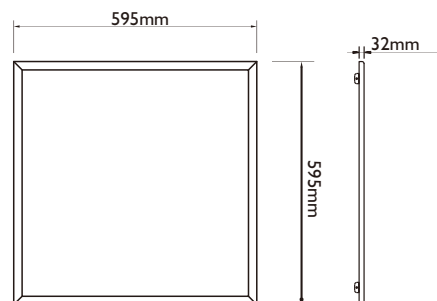
5 YEARS
Warranty



High-Efficiency Backlit Panel

---Same Lumen Output With 70% Energy Cost---

160lm/W



LED Backlit Panel 6060

160lm/W **UGR<19**
Super- Lumen Efficiency Microprismatic Diffuser

Input Voltage	Rated Power	Chips	Driver	CCT	CRI	Beam Angle
AC220-240V	25/30W	Samsung	Hahga	3000K/4000K/6000K	85	120°
Efficiency	Cover	Housing Material	Finished	Box Qty	Box Size	G.Weight
150/160lm/W	Micro-prismatic Cover UGR<19 /Opal Cover	Aluminum	White	10 pcs	660*360*660mm	16.5kg

- SMD LED Type the lifetime is 50,000 hours
- 6063 aluminum extrusion with good heat-dissipation
- CRI:>80, IP40 protection class
- High Quality Hahga Driver ,Samsung Chips
- AC Input: 220V-240V,50/60Hz
- No Flickering UGR<19

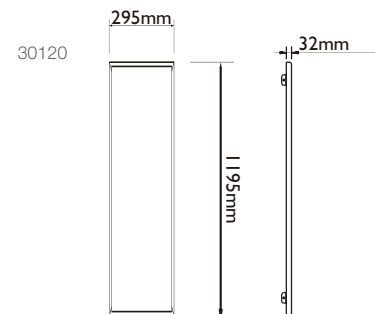


EAN.	Model No.	Cover/UGR	Power	CCT	Efficiency	Lumen
69012723	BKLU-6060-25W(UGR)	Micro,<19	25W	4000K	150lm/W	3750lm
69012730	BKLU-6060-30W(UGR)	Micro,<19	30W	4000K	150lm/W	4500lm
69012242	BKLU-6060-36W(UGR)	Micro,<19	36W	4000K	120lm/W	4320lm
69013430	BKLU-6060-36W(UGR)	Micro,<19	36W	3000K	120lm/W	4320lm
69013454	BKLU-6060-36W(UGR)	Micro,<19	36W	6000K	120lm/W	4320lm
69012709	BKLU-6060-25W	Opal, /	25W	4000K	160lm/W	4000lm
69012716	BKLU-6060-30W	Opal, /	30W	4000K	160lm/W	4800lm
69013409	BKLU-6060-36W	Opal, /	36W	4000K	120lm/W	4320lm
69013423	BKLU-6060-36W	Opal, /	36W	3000K	120lm/W	4320lm
69013447	BKLU-6060-36W	Opal, /	36W	6000K	120lm/W	4320lm
69013577	BKLU-6060-36W(IP65)	Opal, /	36W	4000K	120lm/W	4320lm

*IF you have enquiry of any Special Model out of the list, Please contact us.



5 YEARS
Warranty



LED Backlit Panel **30120**

120lm/W  **UGR<19**
Microprismatic Diffuser

Input Voltage	Rated Power	Chips	Driver	CCT	CRI	Beam Angle
AC220-240V	36W	Samsung	Hahga	3000K/4000K/6000K	85	120°
Efficiency	Cover	Housing Material	Finished	Box Qty	Box Size	G.Weight
120lm/W	Micro-prismatic Cover UGR<19 /Opal Cover	Aluminum	White	6 pcs	1260*210*370mm	16.5kg

- SMD LED Type the lifetime is 50,000 hours
- 6063 aluminum extrusion with good heat-dissipation
- CRI:>80, IP40 protection class
- High Quality Hahga Driver ,Samsung Chips
- AC Input: 220V-240V,50/60Hz
- No Flickering UGR<19

EAN.	Model No.	Cover/UGR	Power	CCT	Efficiency	Lumen
69013478	BKLU-30120-36W(UGR)	Micro,<19	36W	4000K	120lm/W	4320lm
69013492	BKLU-30120-36W(UGR)	Micro,<19	36W	3000K	120lm/W	4320lm
69013515	BKLU-30120-36W(UGR)	Micro,<19	36W	6000K	120lm/W	4320lm
69013461	BKLU-30120-36W	Opal, /	36W	4000K	120lm/W	4320lm
69013485	BKLU-30120-36W	Opal, /	36W	3000K	120lm/W	4320lm
69013508	BKLU-30120-36W	Opal, /	36W	6000K	120lm/W	4320lm

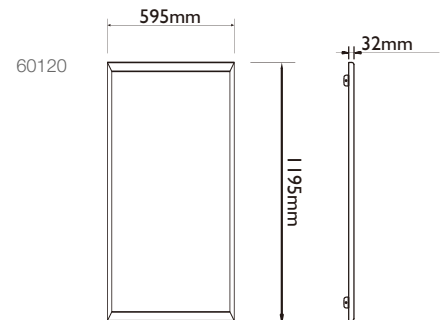
*If you have enquiry of any Special Model out of the list, Please contact us.



Panel

Backlit





LED Backlit Panel **60120**

120lm/W  **UGR<19**
Microprismatic Diffuser

Input Voltage	Rated Power	Chips	Driver	CCT	CRI	Beam Angle
AC220-240V	60W	Samsung	Hahga	3000K/4000K/6000K	85	120°
Efficiency	Cover	Housing Material	Finished	Box Qty	Box Size	G.Weight
120lm/W	Micro-prismatic Cover UGR<19 /Opal Cover	Aluminum	White	6 pcs	1260*210*670mm	33kg

- SMD LED Type the lifetime is 50,000 hours
- 6063 aluminum extrusion with good heat-dissipation
- CRI:>80, IP40 protection class
- High Quality Hahga Driver ,Samsung Chips
- AC Input: 220V-240V,50/60Hz
- No Flickering UGR<19

EAN.	Model No.	Cover/ UGR	Power	CCT	Efficiency	Lumen
69013386	BKLU-60120-60W(UGR)	Micro,<19	60W	4000K	120lm/W	7200lm
69013546	BKLU-60120-60W(UGR)	Micro,<19	60W	3000K	120lm/W	7200lm
69013560	BKLU-60120-60W(UGR)	Micro,<19	60W	6000K	120lm/W	7200lm
69013133	BKLU-60120-60W	Opal,/	60W	4000K	120lm/W	7200lm
69013539	BKLU-60120-60W	Opal,/	60W	3000K	120lm/W	7200lm
69013553	BKLU-60120-60W	Opal,/	60W	6000K	120lm/W	7200lm

*If you have enquiry of any Special Model out of the list, Please contact us.





Constant Current LED Driver

Application:


Applicable to LED panel, LED Linear light
LED Street light, LED Down Light, LED track Light
LED Wall Pack, LED Triproof Light etc.

5
YEARS
Warranty




Multi Combined Driver(DIP)

Current ripple: $\pm 5\%$
Dimming Type: DALI-2 PUSH 0-10V PWM
Dimming Range: 1%-100%
Dimming Depth: 0.1%
Protection: No-Load/ Short Circuit/ Overload
Start Time: $<0.5s/220V$
Ambient Temp.: $-20\sim+50/45^{\circ}C$
Storage Temp.: $-40\sim+85^{\circ}C$
Warranty: 5-Year
Application: Down light, Panel Light, Track light
Size:
24W: 103x67x27mm;
44W: 124x79x30mm;
Switch: DIP-Switchable



Stock EAN	Model	Power Range(Max)	Input Voltage	Output Voltage	Output Current	Efficiency (full load)	Power Factor (full load)
68013486	HA-DL024BF-CCX700/S	14W	220-240VAC 50/60Hz 198-250VDC	15-40V	350mA	81%	0.85
		16W			400mA	81%	0.85
		18W			450mA	81%	0.85
		20W		15-36V	500mA	85%	0.9
		22W			550mA	85%	0.9
		24W			600mA	85%	0.9
		24W		15-35V	700mA	85%	0.9
68013790	HA-DL040BF-CCX1050/S	28W	220-240VAC 50/60Hz 198-250VDC	20-40V	700mA	87%	0.9
		30W			750mA	87%	0.9
		32W			800mA	87%	0.9
		34W			850mA	88%	0.9
		36W			900mA	88%	0.9
		38W			950mA	88%	0.9
		40W			1000mA	88%	0.9
		42W			1050mA	88%	0.9


Multi-Function Dimmable Current Adjustable



Current	DIP1	DIP2	DIP3
700mA	--	--	--
750mA	--	--	ON
800mA	--	ON	--
850mA	--	ON	ON
900mA	ON	--	--
950mA	ON	--	ON
1000mA	ON	ON	--
1050mA	ON	ON	ON

DALI Combined Driver(DIP)

Current ripple: $\pm 5\%$
 Dimming Type: DALI-2 PUSH
 Dimming Range: 1%-100%
 Dimming Depth: 0.1%
 Protection: No-Load/ Short Circuit/ Overload
 Start Time: <0.5s/220V
 Ambient Temp.: -20~+50/45°C
 Storage Temp.: -40~+85°C
 Warranty: 5-Year
 Application: Down light, Panel Light, Track light
 Size:
 15W: 145×33×21mm;
 30W: 160×43×21mm;
 44W: 170×65×30mm
 Switch: DIP-Switchable



Stock EAN	Model	Power Range(Max)	Input Voltage	Output Voltage	Output Current	Efficiency (full load)	Power Factor (full load)
/	HA-DLI015BF-CCX	5.2W	220-240VAC 50/60Hz 198-250VDC	2.5-52V	100mA	81%	0.85
		7.8W			150mA	81%	0.85
		10.4W			200mA	81%	0.85
		12.5W			250mA	85%	0.9
		15.0W		2.5-50V	300mA	85%	0.9
		14.7W		2.5-42V	350mA	85%	0.9
		14.8W		2.5-37V	400mA	85%	0.9
		14.8W		2.5-33V	450mA	85%	0.9
/	HA-DLI030BF-CCX	20.8W	220-240VAC 50/60Hz 198-250VDC	2.5-52V	400mA	86%	0.85
		23.4W			450mA	86%	0.85
		26.0W			500mA	86%	0.85
		28.6W			550mA	86%	0.9
		30.0W		2.5-50V	600mA	86%	0.9
		29.9W		2.5-46V	650mA	87%	0.9
		29.4W		2.5-42V	700mA	87%	0.9
		30.0W		2.5-40V	750mA	87%	0.9
68019143	HA-DLI044BF-CCX	15.6W	220-240VAC 50/60Hz 198-250VDC	6-52V	300mA	87%	0.8
		18.2W			350mA	87%	0.8
		20.8W			400mA	87%	0.85
		23.4W			450mA	87%	0.9
		26.0W			500mA	87%	0.9
		28.6W			550mA	87%	0.9
		31.2W			600mA	87%	0.9
		33.8W			650mA	87%	0.9
		36.4W		6-49V	700mA	87%	0.9
		39.0W			750mA	87%	0.9
		41.6W			800mA	87%	0.9
		41.7W			850mA	88%	0.9
		44.1W			900mA	88%	0.9
		43.7W			950mA	88%	0.9
		44.0W			1000mA	88%	0.9
		44.1W		6-42V	1050mA	88%	0.9



HA-DLI015BF-CCX




HA-DLI030BF-CCX



HA-DLI044BF-CCX

1-10V Flexible Driver(DIP)

Current ripple: $\pm 5\%$
 Dimming Type: 1-10V PWM
 Dimming Range: 1%-100%
 Dimming Depth: 0.1%
 Protection: No-Load/ Short Circuit/ Overload
 Start Time: $<0.5s/220V$
 Ambient Temp.: $-20\sim+50/45/40^{\circ}C$
 Storage Temp.: $-40\sim+85^{\circ}C$
 Warranty: 5-Year
 Application: Down light, Panel Light, Track light
 Size:
 7-35W: 97.8×44×25.5mm / 137.6×44×25.5mm
 50W: 132×44×30mm / 172.3×44×30mm
 Switch: DIP-Switchable
 Function: Removable cord grip for Built-in or Independent Use



Stock EAN	Model	Power Range	Input Voltage	Output Voltage	Output Current	Efficiency (full load)	Power Factor (full load)
/	HA-IKSX007BF-CCX190	3.1-3.9W	220-240VAC 50/60Hz 230-280VDC	24-30V	130mA	76%	0.8
		3.6-4.5W			150mA	77%	0.8
		4.0-5.1W			170mA	78%	0.9
		4.5-5.7W			190mA	78%	0.9
/	HA-IKSX018BF-CCX400	7.5-10.5W	220-240VAC 50/60Hz 230-280VDC	30-42V	260mA	80%	0.8
		9.0-12.6W			320mA	81%	0.9
		10.5-14.7W			350mA	81%	0.9
		12.0-16.8W			400mA	81%	0.9
/	HA-IKSX021BF-CCX500	10.5-14.7W	220-240VAC 50/60Hz 230-280VDC	30-42V	350mA	80%	0.8
		12.0-16.8W			400mA	80%	0.8
		13.5-18.9W			450mA	82%	0.9
		15.0-21.0W			500mA	82%	0.9
/	HA-IKSX033BF-CCX800	15.0-21.0W	220-240VAC 50/60Hz 230-280VDC	30-42V	500mA	83%	0.9
		18.0-25.2W			600mA	83%	0.9
		21.0-29.4W			700mA	84%	0.92
		24.0-33.6W			800mA	84%	0.92
/	HA-IKSX035BF-CCX850	16.5-23.1W	220-240VAC 50/60Hz 230-280VDC	30-40V	550mA	84%	0.9
		19.5-27.3W			650mA	84%	0.9
		22.5-31.5W			750mA	86%	0.92
		25.5-35.7W			850mA	86%	0.92
68017255	HA-IKSX036BF-CCX950	17.5-24.7W	220-240VAC 50/60Hz 230-280VDC	27-38V	650mA	83%	0.9
		20.2-28.5W			750mA	83%	0.9
		22.9-32.3W			850mA	84%	0.92
		25.6-36.1W			950mA	84%	0.92
/	HA-IKSX050BF-CCX1200	27.0-37.8W	220-240VAC 50/60Hz 230-280VDC	30-42V	900mA	87%	0.92
		30.0-42.0W			1000mA	87%	0.95
		33.0-36.2W			1100mA	88%	0.95
		36.0-50.4W			1200mA	88%	0.95
/	HA-IKSX050BF-CCX1250	28.5-39.9W	220-240VAC 50/60Hz 230-280VDC	30-40V	950mA	87%	0.92
		31.5-44.1W			1050mA	87%	0.92
		34.5-48.3W			1150mA	88%	0.95
		37.5-52.5W			1250mA	88%	0.95



EAN : 68014094

HA-IO040BF-CCX1000/S

IP20 0-10V CC Dimmable Driver



Watt

Input Voltage

Output Voltage

Output Current

Efficiency

P.F.

28/32/36/40W

220-240V AC


20-40VDC

700/800/900/1000mA

90%

0.95

Wattage Adjustable
Current Adjustable



Item	Parameter
Output Type	Constant Current
Dimming Type	0-10V
Dimming Range	1%-100%
Output Features	Isolation
Limited voltage	Max.264V AC
T.H.D	<10%
Power Factor	>0.9
Current Ripple	3%
Power-on Time	<0.5s
Protection class	Class II SELV
Surge	L-N:2KV
Ta	-20°C~+50°C
Tc	85°C
IP rating	Ip20
Life time	50000 hours
Warranty	5 years

EAN : 68014100

HA-ND040BF-CCX1000/S

Switchable Constant Current LED Driver



Watt	Input Voltage	Output Voltage	Output Current	Efficiency	P.F.
28/32/36/40W	220-240V AC	15-40VDC	700/800/900/1000mA	86%	0.90



Switching selection sheet					
Power Max	I _{rated}	U _{rated}	1	2	
28W	700mA	40V	-	-	
32W	800mA	40V	ON	-	
36W	900mA	40V	-	ON	
40W	1000mA	40V	ON	ON	



With 1* Connector

Item	Parameter
Output Type	Constant Current
Dimming Type	-
Dimming Range	-
Output Features	Isolation
Limited voltage	Max.264V AC
T.H.D	<10%
Power Factor	>0.9
Current Ripple	3%
Power-on Time	<0.5s
Protection class	Class II SELV
Surge	L-N:2KV
Ta	-20°C~+50°C
Tc	85°C
IP rating	IP20
Life time	50000 hours
Warranty	5 years


EAN : 69011375

Philips 44W Driver for LED

Philips Constant Current Driver for LED Panel



Watt	Output Voltage	Output Current	Efficiency	P.F.
44W	30-42VDC	900mA/1050mA	86%	0.90



With 1* Connector

Item	Parameter
Output Type	Constant Current
Dimming Type	-
Dimming Range	-
Output Features	Isolation
Limited voltage	Max.264V AC
T.H.D	<15%
Power Factor	>0.9
Current Ripple	3%
Power-on Time	<0.5s
Protection class	Class II SELV
Surge	L-N:2KV
Ta	-20°C~+50°C
Tc	85°C
IP rating	IP20
Life time	50000 hours
Warranty	5 years

1-10V Linear Driver

Current ripple: $\pm 5\%$
 Dimming Type: 1-10V PWM
 Dimming Range: 1%-100%
 Dimming Depth: 0.1%
 Protection: No-Load/ Short Circuit/ Overload
 Start Time: <0.5s/220V
 Ambient Temp.: -20~+45°C
 Storage Temp.: -40~+90°C
 Warranty: 5-Year
 Application: :Strip light
 Size:

30W/60W: 300×30×16mm
 100W/150W: 350×30×18mm
 250W: 400×40×22mm



Stock EAN	Model	Power Range(Max)	Input Voltage	Output Voltage	Output Current	Efficiency (full load)	Power Factor (full load)
/	HA-IKL030BF-CV24	30W	220-240VAC 50/60Hz 180-280VDC	24V	0-1250mA	85%	0.95
68016555	HA-IKL060BF-CV24	60W	220-240VAC 50/60Hz 180-280VDC	24V	0-2500mA	86%	0.95
68016562	HA-IKL100BF-CV24	100W	220-240VAC 50/60Hz 180-280VDC	24V	0-4170mA	92%	0.95
68016579	HA-IKL150BF-CV24	150W	220-240VAC 50/60Hz 180-280VDC	24V	0-6670mA	93%	0.95
/	HA-IKL250BF-CV24	250W	220-240VAC 50/60Hz 180-280VDC	24V	0-10420mA	93%	0.95
/	HA-IKL100BF-CV48	100W	220-240VAC 50/60Hz 180-280VDC	48V	0-2100mA	92%	0.95
/	HA-IKL150BF-CV48	150W	220-240VAC 50/60Hz 180-280VDC	48V	0-3125mA	93%	0.95
/	HA-IKL250BF-CV48	250W	220-240VAC 50/60Hz 180-280VDC	48V	0-5210mA	93%	0.95

HA-IKL030BF-CV24

HA-IKL060BF-CV24




HA-IKL100BF-CV24

HA-IKL150BF-CV24


HA-IKL100BF-CV48

HA-IKL150BF-CV48



HA-IKL250BF-CV24

HA-IKL250BF-CV48



ON-OFF Linear Driver


Current ripple: $\pm 5\%$
 Dimming Type: -
 Dimming Range: -
 Dimming Depth: -
 Protection: No-Load/ Short Circuit/ Overload
 Start Time: $< 0.5s/220V$
 Ambient Temp.: $-20 \sim +45^{\circ}C$
 Storage Temp.: $-40 \sim +85^{\circ}C$
 Warranty: 5-Year
 Application: :Strip light
 Size:
 30W/60W: 300x30x16mm
 100W/150W: 350x30x18mm
 250W: 400x40x22mm



Stock EAN	Model	Power Range(Max)	Input Voltage	Output Voltage	Output Current	Efficiency (full load)	Power Factor (full load)
/	HA-NKL030BF-CV24	30W	220-240VAC 50/60Hz 180-280VDC	24V	0-1250mA	85%	0.95
68016807	HA-NKL060BF-CV24	60W	220-240VAC 50/60Hz 180-280VDC	24V	0-2500mA	86%	0.95
68016814	HA-NKL100BF-CV24	100W	220-240VAC 50/60Hz 180-280VDC	24V	0-4170mA	92%	0.95
68016821	HA-NKL150BF-CV24	150W	220-240VAC 50/60Hz 180-280VDC	24V	0-6670mA	93%	0.95
/	HA-NKL250BF-CV24	250W	220-240VAC 50/60Hz 180-280VDC	24V	0-10420mA	93%	0.95
/	HA-NKL100BF-CV48	100W	220-240VAC 50/60Hz 180-280VDC	48V	0-2100mA	92%	0.95
/	HA-NKL150BF-CV48	150W	220-240VAC 50/60Hz 180-280VDC	48V	0-3125mA	93%	0.95
/	HA-NKL250BF-CV48	250W	220-240VAC 50/60Hz 180-280VDC	48V	0-5210mA	93%	0.95

HA-NKL030BF-CV24

HA-NKL060BF-CV24




HA-NKL100BF-CV24

HA-NKL150BF-CV24


HA-NKL100BF-CV48

HA-NKL150BF-CV48



HA-NKL250BF-CV24

HA-NKL250BF-CV48



DALI IP67 Super Slim Driver

Case: Aluminum
 Current ripple: $\pm 5\%$
 Dimming Type: DALI-2 PUSH
 Dimming Range: 1%-100%
 Dimming Depth: 0.1%
 Protection: No-Load/ Short Circuit/ Overload
 Start Time: <0.5s/220V
 Ambient Temp.: -25~+50°C
 Storage Temp.: -40~+90°C
 Warranty: 5-Year
 Application: :Strip light

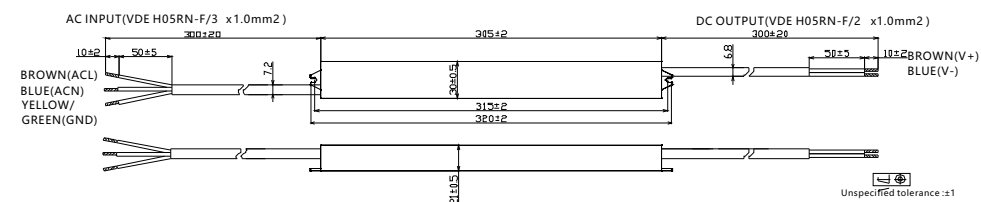
Size:

30W:	250×30×21mm	60W:	290×30×21mm
100W:	320×30×21mm	160W:	350×30×21mm
240W:	400×60×22mm	400W:	400×60×22mm

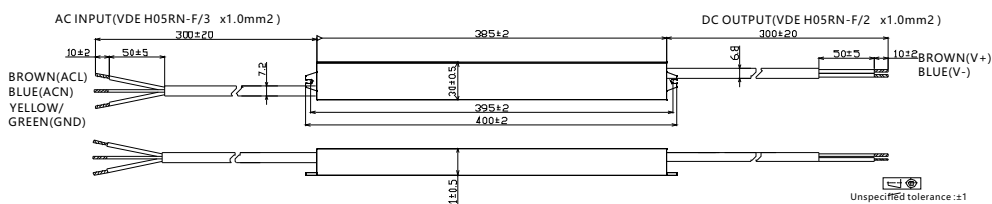


Stock EAN	Model	Power Range(Max)	Input Voltage	Output Voltage	Output Current	Efficiency (full load)	Power Factor (full load)
/	HA-DLP030BF-CV24	30W	220-240VAC 50/60Hz 180-280VDC	24V	0-1250mA	86%	0.95
/	HA-DLP060BF-CV24	60W	220-240VAC 50/60Hz 180-280VDC	24V	0-2500mA	88%	0.95
68019488	HA-DLP100BF-CV24	100W	220-240VAC 50/60Hz 180-280VDC	24V	0-4170mA	90%	0.95
68019495	HA-DLP160BF-CV24	160W	220-240VAC 50/60Hz 180-280VDC	24V	0-6670mA	92%	0.95
68019501	HA-DLP240BF-CV24	240W	220-240VAC 50/60Hz 180-280VDC	24V	0-10000mA	92%	0.95
/	HA-DLP400BF-CV24	400W	220-240VAC 50/60Hz 180-280VDC	24V	0-16600mA	93%	0.95
/	HA-DLP060BF-CV48	60W	220-240VAC 50/60Hz 180-280VDC	48V	0-1250mA	88%	0.95
/	HA-DLP100BF-CV48	100W	220-240VAC 50/60Hz 180-280VDC	48V	0-2100mA	90%	0.95
/	HA-DLP160BF-CV48	160W	220-240VAC 50/60Hz 180-280VDC	48V	0-4340mA	92%	0.95
/	HA-DLP240BF-CV48	240W	220-240VAC 50/60Hz 180-280VDC	48V	0-5000mA	92%	0.95
/	HA-DLP400BF-CV48	400W	220-240VAC 50/60Hz 180-280VDC	48V	0-8340mA	93%	0.95

HA-DLP100BF-CV



HA-DLP240BF-CV



OUTDOOR

Series





EAN : 68013738

HA-IO350AF-CV24/TP

IP67 0-10V CV Dimmable Driver



0-10V
Dimmable



IP67
RATING

5
YEARS
Warranty



Watt

350W

Input Voltage

90-265V AC

Output Voltage

24VDC

Output Current

14.58A Max

Efficiency

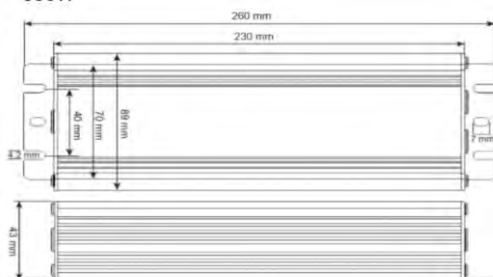
90%

P.F.

0.95



350W



Item	Parameter
Rated voltage	90-277V AC / 90-400VDC
Limited voltage	Max.305V AC / 400VDC
Overvoltage protection	360V(30 min)
T.H.D	<10%
Output current accuracy	3%
Power-on Time	<0.5s
Protection class	Class I SELV
Surge	L-N:4KV / N-FG:6KV
Protection	SCP/OTP/OLP/OVP/OCP
Ta	-20~50°C
Tc	80°C
IP rating	IP67
Life time	50000 hours
Warranty	5 years



LED IP67 Outdoor Driver

- ▶ IP67 Waterproof Outdoor Driver
- ▶ Constant Voltage with AC&DC input
- ▶ For LED Product
- ▶ 5 Years Warranty
- ▶ CE Pass Quality

EAN : 68014858

HA-NDZ200AF-CV24/TP

IP67 Outdoor Waterproof Constant Voltage Driver

5
YEARS
Warranty





Max Watt	Input Voltage	Output Voltage	Output Current	Efficiency	P.F.
200W	90-265V AC	24VDC	Max 8.3A	91%	0.95

EAN : 68014889

HA-NDZ300AF-CV24/TP

IP67 Outdoor Waterproof Constant Voltage Driver

Max Watt	Input Voltage	Output Voltage	Output Current	Efficiency	P.F.
300W	90-265V AC	24VDC	Max 12.5A	91%	0.95



Item	Parameter
Rated voltage	100-277V AC
Limited voltage	Max. 305V AC
Overvoltage protection	360V(30 min)
T.H.D	<15%
Output current accuracy	3%
Power-on Time	<0.5s
Protection class	Class I, SELV
Surge	L-N:4KV L/N-FG:6KV
Protection	SCP/OTP/OLP
Ta	-20~40°C
Tc	85°C
IP rating	Ip67
Life time	50000 hours
Warranty	5 years

Item	Parameter
Protection	Short Circuit Protection, Hiccup Mode, Over temperature Protection, Over Loading Protection, Over Voltage Protection, Over Current Protection,
Connection	
Input Wire	≤400W
	>400W
Output LEDs Wire	≤240W
	241-400W
	>400W
	12V:<100W 24V/36V/48V:<150W
	12V:101-200W 24V/36V/48V:<151-400W
	12V:201-300W 24V/36V/48V:>400W
Signal Wire	SJOW 18AWG*2C&H05RN-F 0.75mm ² (30cm)

EAN : 68013837

HA-EMIN019A-SP

Switchable LED Integrated Emergency Convertor**LiFePO4**
Battery

Smart Switchable

2
YEARS
Warranty**Power of Luminaries**

100W

Max Current

3A

Duration Power


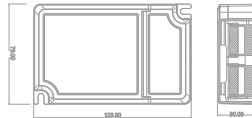
3/5/7/9W

Duration Time

3/2/1.5/1Hr



LED indicator



Item	Parameter
Rated voltage	100-277V AC
Output Voltage	10-80V DC
Load power	Max 100W DC 3A
Charging Time	> 12hours
Emergency Time	60-180 min
Battery Pack	LiFePO4 : 6.4V 1800mAh
Response Time	< 1s
Protection class	Class I
Charging Current	0-300mA
Protection	SCP/OTP
Ta	-20~50°C
Tc	-
IP rating	IP20
Life time	-
Warranty	5 years

EAN : 68014070

HA-EMIN02A-SP

LED Integrated Emergency Convertor**LiFePO4**
Battery

Smart Switchable

2
YEARS
Warranty**Power of Luminaries**

80W

Max Current

3A

Duration Power

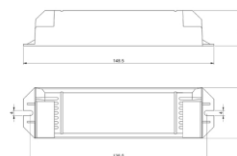
3W

Duration Time

3 Hours



LED indicator



Item	Parameter
Rated voltage	100-277V AC
Output Voltage	10-80V DC
Load power	Max 100W DC 3A
Charging Time	> 12hours
Emergency Time	60-180 min
Battery Pack	LiFePO4 : 3.2V 1800mAh
Response Time	< 1s
Protection class	Class I
Charging Current	0-300mA
Protection	SCP/OTP
Ta	-20~50°C
Tc	-
IP rating	IP20
Life time	-
Warranty	5 years



EAN : 68013424

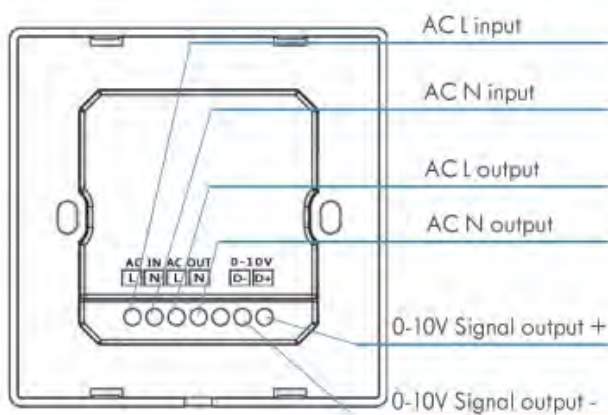
HA-IO-DIM

0-10V Dimmer

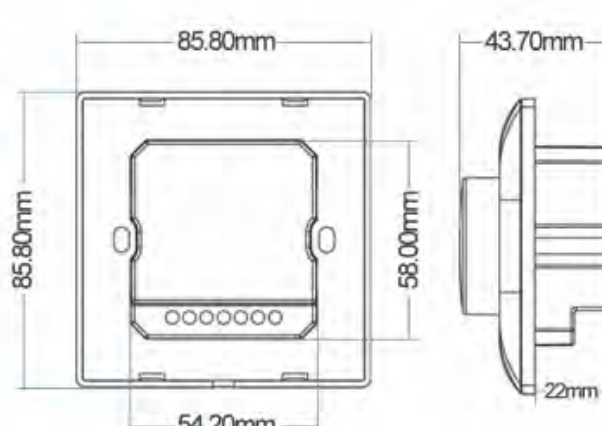
- ▶ Rotary Panel 0-10V Dimmer, 1 channel output
- ▶ Output 1 channel 0-10V Signal, Connect with 0/1-10V dimmable driver
- ▶ High Voltage AC input, High Voltage AC Switch Output
- ▶ Rotate Knob to Change Brightness

5
YEARS
Warranty

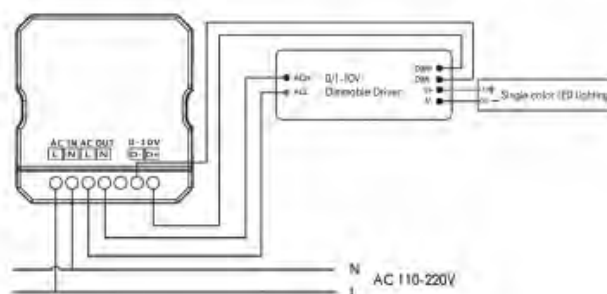
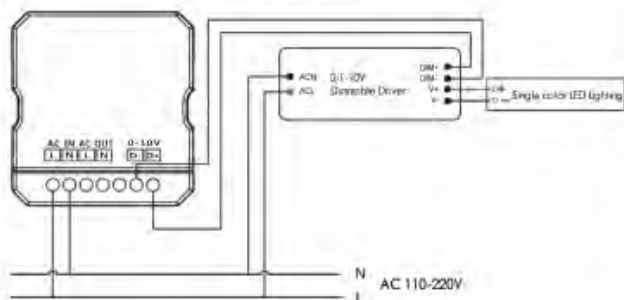

Item	Parameter
Input Voltage	AC85-265V
Input Signal	Rotary Knob
Output Voltage	AC85-265V
Output Signal	0/1-10V 20mA
Output Current	Max 3.0A ac
Dimming Range	0-100%
EMC Standard	Pass
LVD Standard	Pass
TA	-30°C~+55°C
TC	+65°C
IP rate	IP20
Gross Weight	0.12KG
Net Weight	0.09KG
Warranty	5 Years



■ Connect with 0/1-10V dimming driver (no use AC OUT)



● Connect with 0/1-10V dimming driver (use AC OUT)



EAN : 68013431

HA-TR-DIM

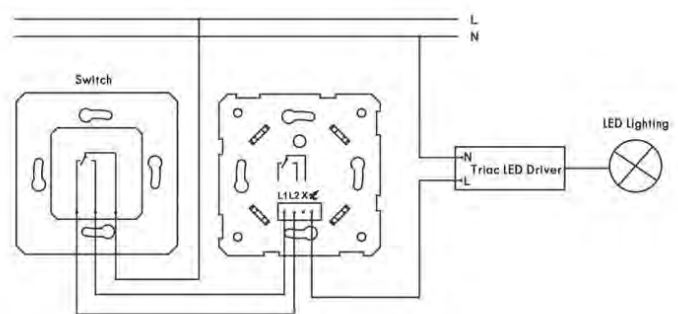
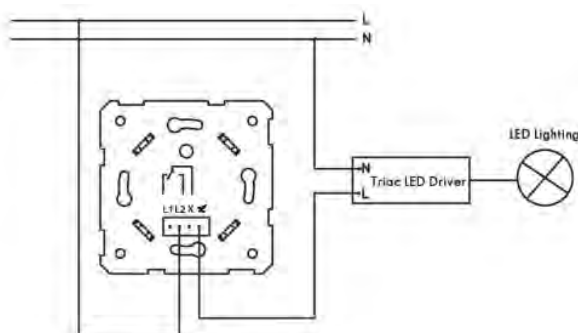
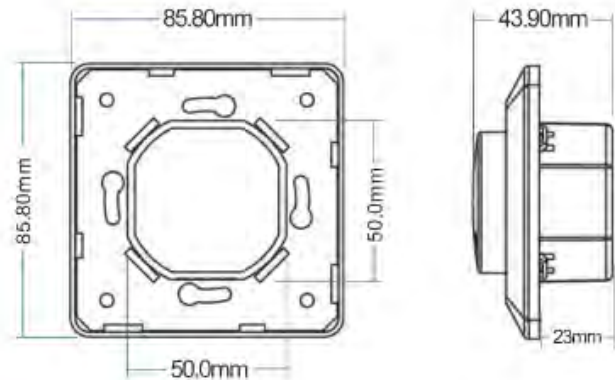
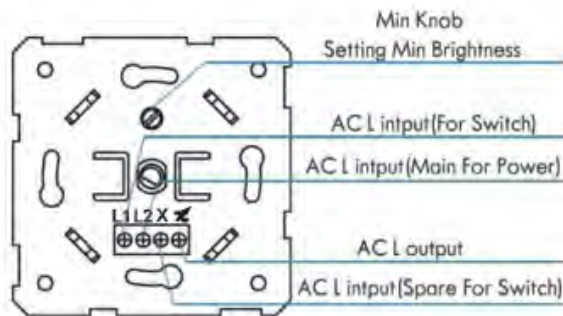
TRIAC Dimmer

- ▶ Rotary Panel AC Phase-cut Dimmer, 1 channel output.
- ▶ To Dim and Switch single color Dimmable LED Lamps, Traditional Incandescent and Halogen Lights.
- ▶ Rotate knob to change brightness, support push and with memory function.
- ▶ Min brightness set by Min knob.

5
YEARS
Warranty



Item	Parameter
Input Voltage	AC200-240V
Input Signal	Rotary Knob
Output Voltage	AC200-240V
Output Power	5-300W
Output Current	Max 1.25A ac
Dimming Range	0-100%
EMC Standard	Pass
LVD Standard	Pass
TA	-30°C~+55°C
TC	+85°C
IP rate	IP20
Gross Weight	0.098KG
Net Weight	0.085KG
Warranty	5 Years



LUCCA TRACK

LIGHTING TRACK SYSTEMS AND UNIVERSAL ADAPTERS



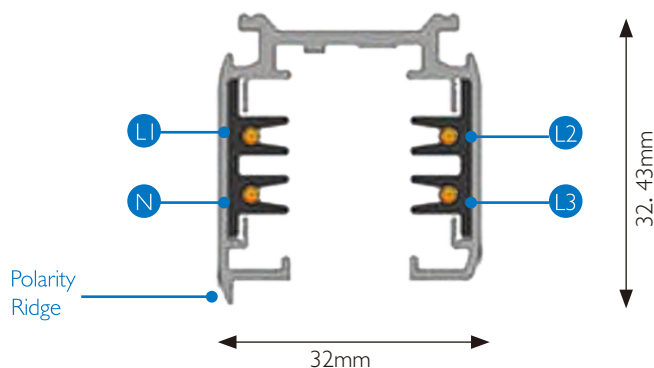
TR4X /TR4R Series

TR4 Series is the most sold three-circuit lighting track system in the world. It is the first choice of professionals and lighting manufacturers. Long experience and 100% quality assurance ensure problem-free operation.

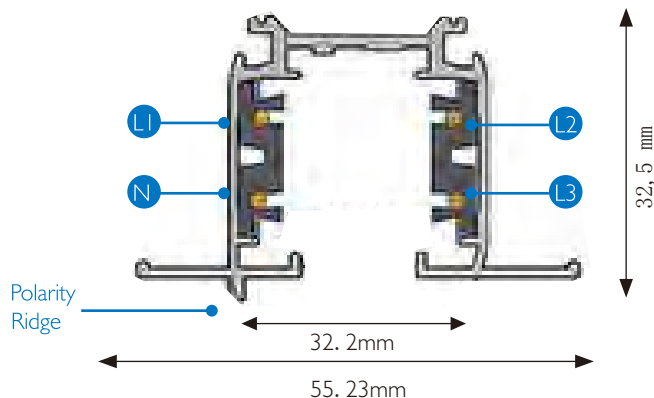
Easy to extend

The modular structure of the system makes it easy to extend and adapt to various needs. Modular dimensions help the designers fit the system into an appropriate space and also make on-site mounting easier. Reliable connectors ensure fast and easy installation which saving overall cost .

TR4X Surface

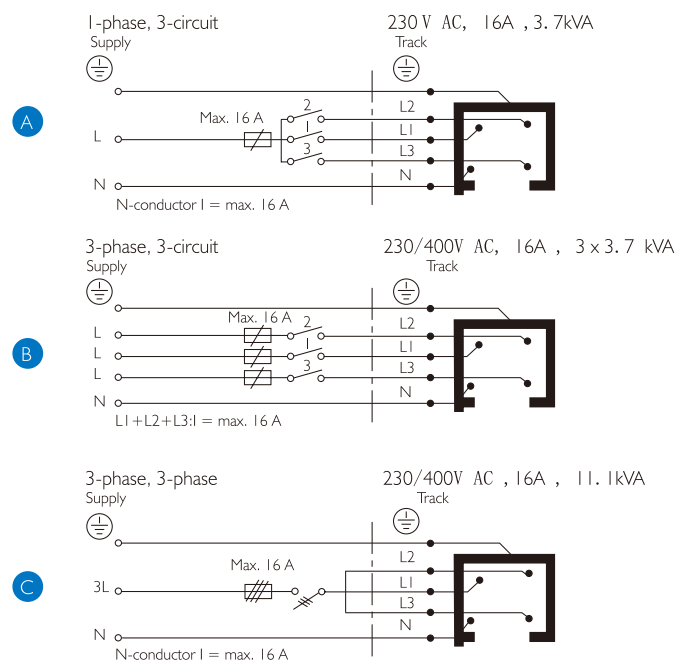


TR4R Recessed



4 wire 3 phase track system

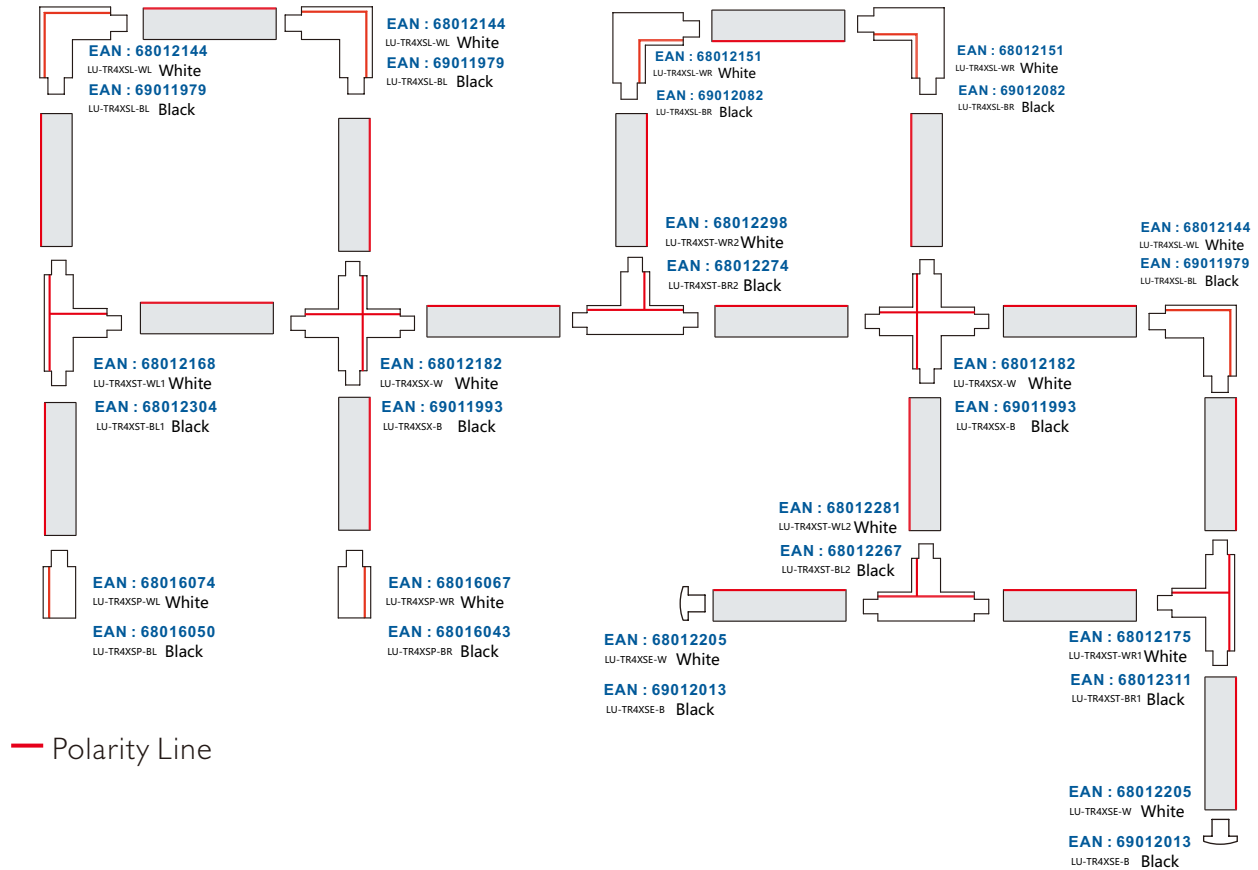
Power Conductor Cross-Section: 4.0mm²



TR4X Surface Mounted

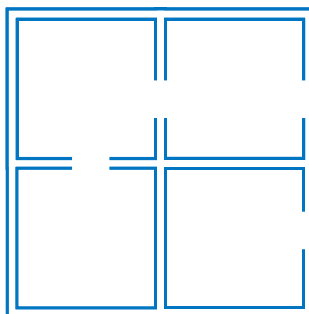
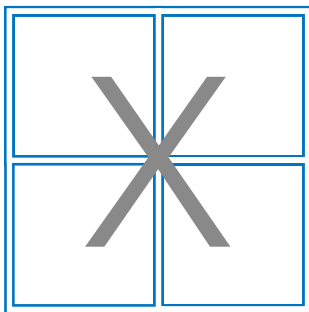
Earth run layout help

Bird's eye view with the track opening pointed downwards



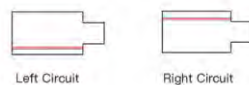
Attention:

NO closed circle structure

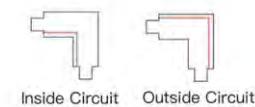


3-Phase Track Accessories Polarity

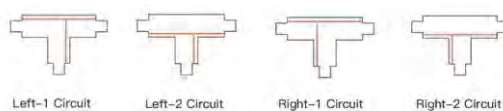
• 3-Phase Power Connector



• 3-Phase L Connector



• 3-Phase T Connector



• 3-Phase X Connector



Use of L-And T-Accessories

• Red Line Indicates Polarity Ridge



• Floor View

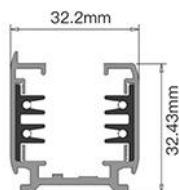


TR4X Surface Mounted

○ WHITE

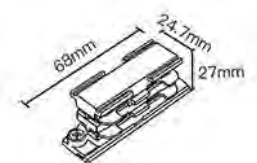
● BLACK

Surface Mounted Tracks:



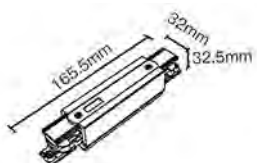
Model No.	EAN No.	Color	Size
LU-TR4X-20W	68012113	White	2m
LU-TR4X-20B	69011825	Black	2m

I mini Connector



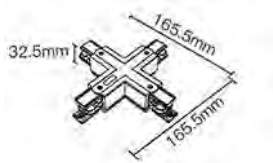
LU-TR4XMI-W	68012120	White	
LU-TR4XMI-B	69011955	Black	


I Connector



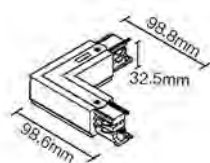
LU-TR4XSI-W	68012137	White	
LU-TR4XSI-B	69011962	Black	



X Connector



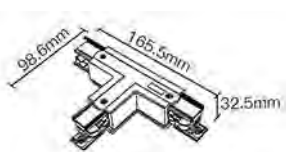
	LU-TR4XSX-W	68012182	White
	LU-TR4XSX-B	69011993	Black

L Connector



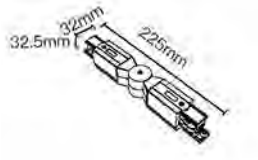
	LU-TR4XSL-WL	68012144	White
	LU-TR4XSL-BL	69011979	Black
	LU-TR4XSL-WR	68012151	White
	LU-TR4XSL-BR	69012082	Black

T Connector



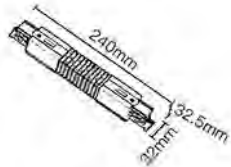
	LU-TR4XST-WR1	68012175	White
	LU-TR4XST-BR1	68012311	Black
	LU-TR4XST-WL2	68012281	White
	LU-TR4XST-BL2	68012267	Black
	LU-TR4XST-WL1	68012168	White
	LU-TR4XST-BL1	68012304	Black
	LU-TR4XST-WR2	68012298	White
	LU-TR4XST-BR2	68012274	Black

Adjustable Connector



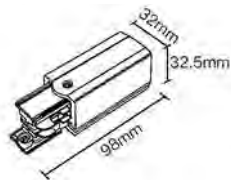
LU-TR4XSA-W	68017811	White
LU-TR4XSA-B	68017828	Black

Flexible Connector



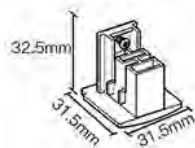
LU-TR4XSF-W	68017835	White
LU-TR4XSF-B	68017842	Black

Power Connector



	LU-TR4XSP-WR	68016067	White
	LU-TR4XSP-BR	68016043	Black
	LU-TR4XSP-WL	68016074	White
	LU-TR4XSP-BL	68016050	Black

End Cap

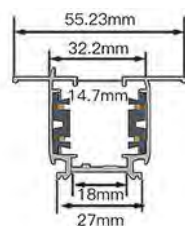


LU-TR4XSE-W	68012205	White
LU-TR4XSE-B	69012013	Black

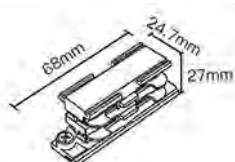


TR4R Recessed

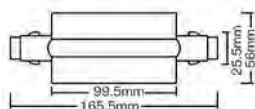
Recessed Mounted Tracks:



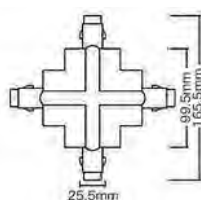
I mini Connector



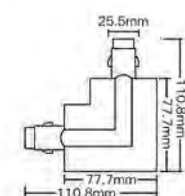
I Connector



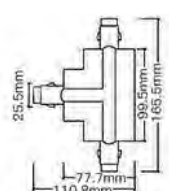
X Connector



L Connector



T Connector




○ WHITE



● BLACK

Model No.	EAN No.	Color	Size
LU-TR4R-20W	68017620	White	2m
LU-TR4R-20B	69017498	Black	2m

LU-TR4RMI-W	68017637	White
LU-TR4RMI-B	68017504	Black

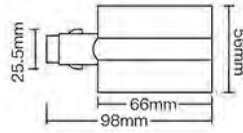
LU-TR4RSI-W	68017644	White
LU-TR4RSI-B	68017514	Black

	LU-TR4RSX-W	68017712	White
	LU-TR4RSX-B	68017583	Black

	LU-TR4RSL-WL	68017651	White
	LU-TR4RSL-BL	68017521	Black
	LU-TR4RSL-WR	68017668	White
	LU-TR4RSL-BR	68017538	Black

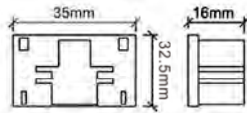
	LU-TR4RST-WR1	68017699	White
	LU-TR4RST-BR1	68017569	Black
	LU-TR4RST-WL2	68017682	White
	LU-TR4RST-BL2	68017552	Black
	LU-TR4RST-WL1	68017675	White
	LU-TR4RST-BL1	68017545	Black
	LU-TR4RST-WR2	68017705	White
	LU-TR4RST-BR2	68017576	Black

Power Connector



	LU-TR4RSP-WR	68017736	White
	LU-TR4RSP-BR	68017606	Black
	LU-TR4RSP-WL	68017729	White
	LU-TR4RSP-BL	68017590	Black

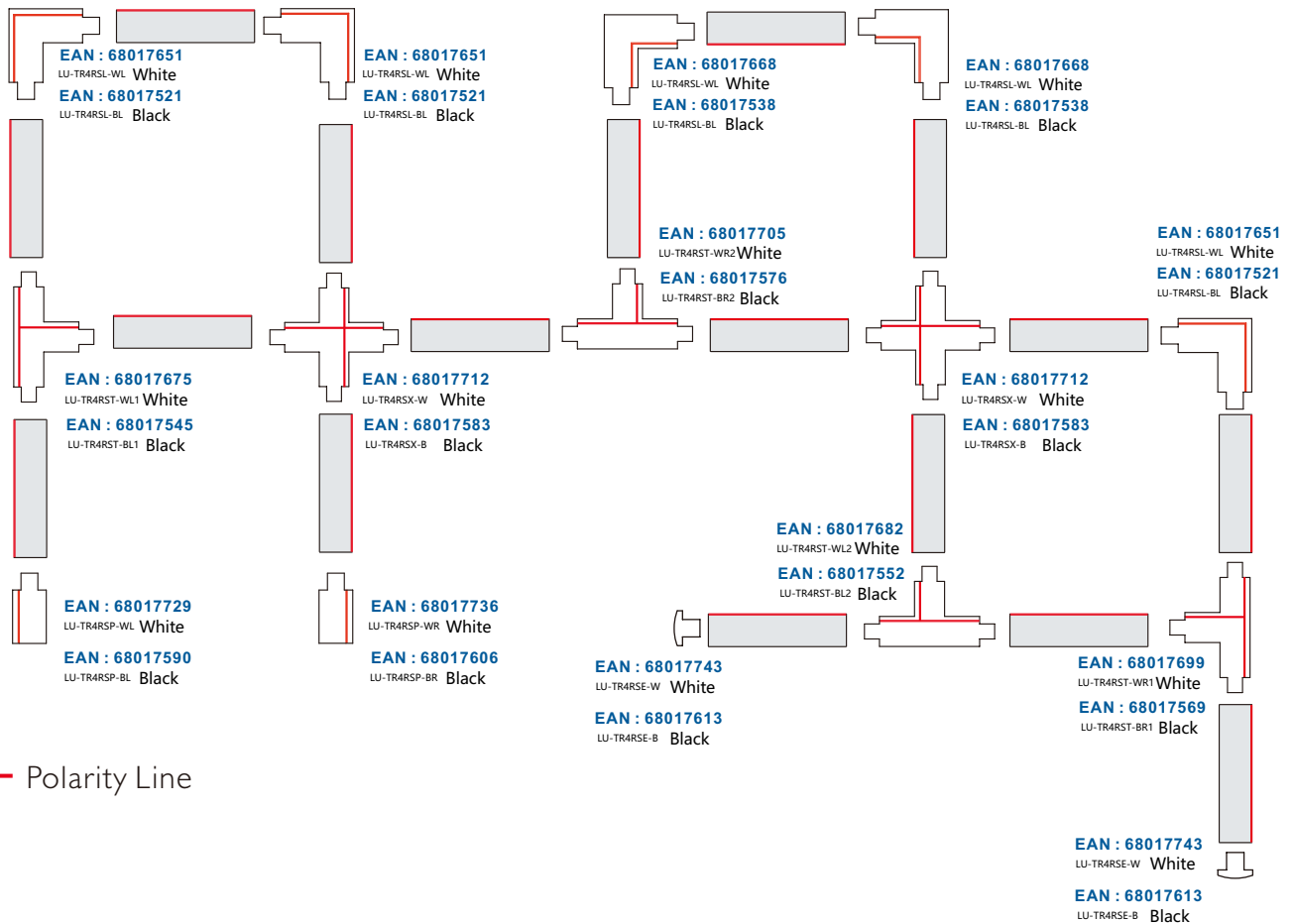
End Cap



LU-TR4RSE-W	68017743	White
LU-TR4RSE-B	68017613	Black

Earth run layout help

Bird's eye view with the track opening pointed downwards



Installation accessory


Track Rail suspension wire



Model No.	EAN No.	Color	Size	
LU-TRSP-3M(W)	68017481	White	3m	*ES
LU-TRSP-3M(B)	68017474	Black	3m	*ES

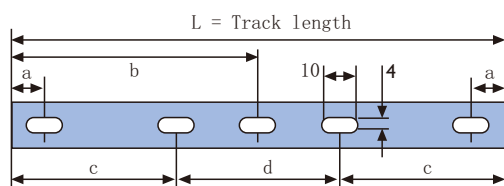
*Length customized

Track Rail Recessed Clip



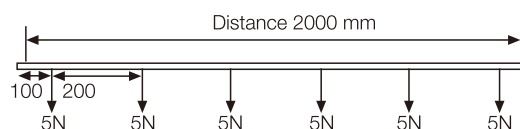
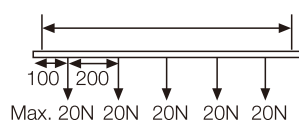
LU-TR4RSC	68017750	*ES
-----------	----------	------------

Predrilled Mounting Holes for Base Tracks:



L/mm	a/mm	b/mm	c/mm	d/mm
1000	250			
2000	250	1000		
3000	250		1000	1000

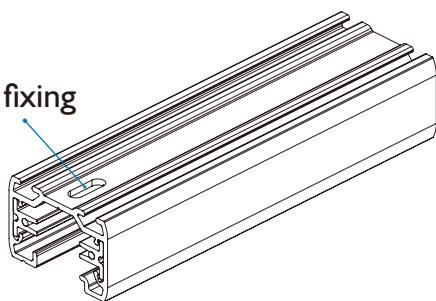
Load Capacity:



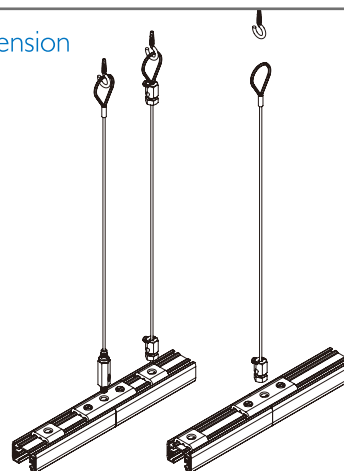
The Recommended fastening distance is 1000 mm

Direct

Direct fixing



Wire Suspension

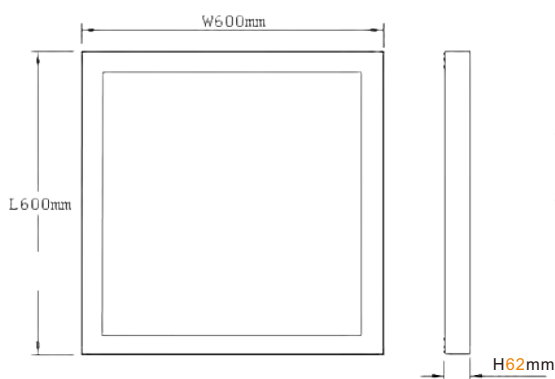






LED Panel Accessory

- For LED Product
- Full Aluminum Material
- CE Pass Quality



New Design
Screwless
Save Time for Installation
62mm for choice

EAN : 69013218

LU-CMSC60120

Panel S Frame 60*60

Color	White
Material	Al
Size	600*1200*62mm




EAN : 69013225

LU-CMSC30120

Panel S Frame 30*120

Color	White
Material	Al
Size	300*1200*62mm




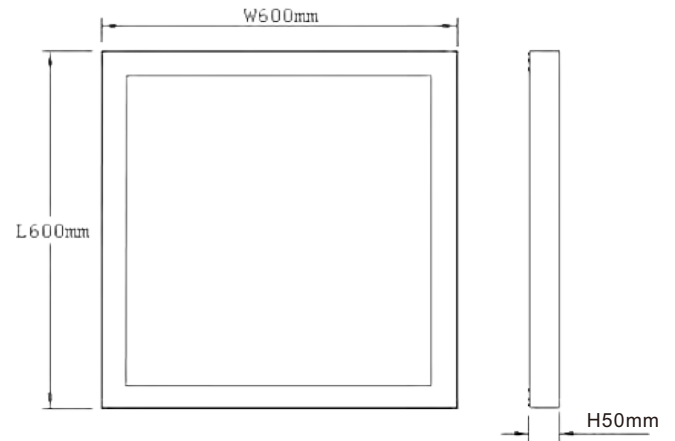
EAN : 69013577

LU-CMSC60120

Panel S Frame 60*120

Color	White
Material	Al
Size	600*1200*62mm





EAN : 69010118

LU-CM6060

Panel Frame 60*60

Color	White
Material	Al
Size	600*600*50mm



EAN : 69011863

LU-CM6262

Panel Frame 62*62

Color	White
Material	Al
Size	620*620*50mm



EAN : 69010491

LU-CM30120

Panel Frame 30*120

Color	White
Material	Al
Size	300*1200*50mm



EAN : 69011269

LU-CM60120

Panel Frame 60*120

Color	White
Material	Al
Size	600*1200*50mm



EAN : 68018764

DC Connector

Panel DC Connector

Color	White
Material	PC
Size	100mm each side





New Design Surface Installation



EAN : 68013417

LU-SK-04

6060 Panel Clip Cell mount

Color	Silver
Material	Stainless Steel
Suit for	6060 Panel



*4

EAN : 680134087

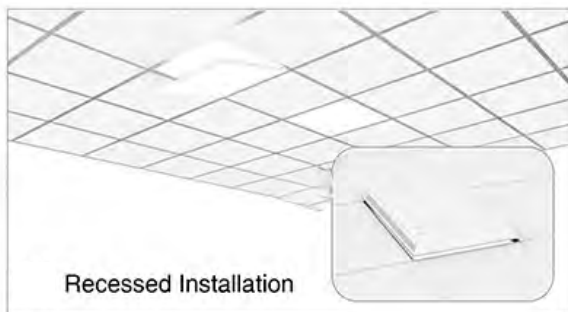
LU-SK-06

60120/30120 Panel Clip

Color	Silver
Material	Stainless Steel
Suit for	60120/30120 Panel



*6



EAN : 69011801

LU-THK-01

Panel Clip

Color	Silver
Material	Stainless Steel
Suit for	All Panel



EAN : 68012229

LU-PS1-4

Panel Suspension kit

Color	Silver
Material	Stainless stell
Length	1.5m





LED Triproof light ACCESSORY

- For LED Product
- 5 Years Warranty
- CE Pass Quality




EAN : 69012075


LS-TEP

LED Tri-proof Light Emergency Driver Tools Pack

Color	Silver
Material	Stainless Steel



Design For Emergency Battery and Driver Installation





LED UFO ACCESSORY

- For LED Product
- 5 Years Warranty
- CE Pass Quality

5
YEARS
Warranty



EAN : 69011290

ZLens-60

UFO LENS 60°

Suit for	LUZC-UFO-150W
Material	PC
Beam Angle	60°



EAN : 69011306

ZLens-90

UFO LENS 90°

Suit for	LUZC-UFO-150W
Material	PC
Size	90°




EAN : 69011733

LU-410C

UFO PC Shade

Suit for	LUZC-UFO-150W
Material	PC
Size	410*218mm




EAN : 69011740

LU-410CBL

UFO PC Bottom Cover

Color	LUZC-UFO-150W
Material	PC
Size	410mm






EAN : 69019570

LU-UFO-BR01

UFO Brackets

Suit for	LUZC-UFO-100W
Material	Metal



EAN : 69019587

LU-UFO-BR02

UFO Brackets

Suit for	LUZC-UFO-150W
Material	Metal




EAN : 69019594

LU-UFO-BR03

UFO Brackets

Suit for	LUZC-UFO-200/240W
Material	Metal







Other ACCESSORY

- For LED Product
- 5 Years Warranty
- CE Pass Quality



**IP68
RATING**

**5 YEARS
Warranty**

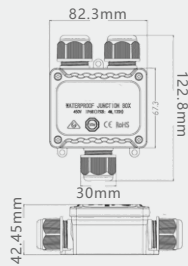


EAN : 68012090

LU-EM2068-3

Waterproof Box Terminal Block

Color	Black
Material	PC
Size	122.8*82.3*42.45mm

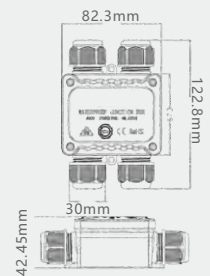


EAN : 68012106

LU-EM2068-4

Waterproof Box Terminal Block

Color	Black
Material	PC
Size	82.3*122.8*42.45mm

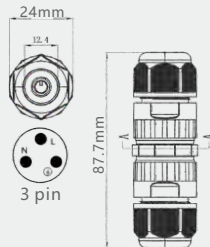


EAN : 68012076

LU-EM20-3P

Waterproof Box Terminal Block

Color	Black
Material	PC
Size	Φ24*87.7mm

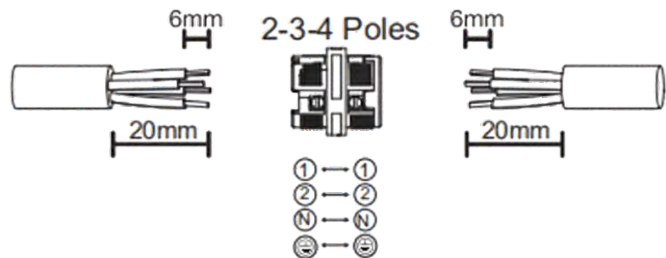
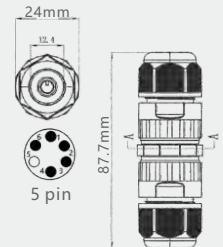


EAN : 68012083

LU-EM20-5P

Waterproof Box Terminal Block

Color	Black
Material	PC
Size	Φ24*87.7mm





Light up your life

Wechat



LUCCA LIGHT Co.,Ltd

Web: <https://www.luccalight.com>

Email: info@luccalight.com

Add: Floor 3-7, Building 6, Kangsheng Industrial Park,

No. 17 Kanglong 3rd Road, Henglan Town, Zhongshan City